


New York State
BOOK NOOKS

Title: The Berenstain Bears Go to School
Author: Stan & Jan Berenstain
Illustrator: Stan & Jan Berenstain
Publisher: Random House Children’s Books
Date published: 1978



The Berenstain Bears Go to School

In this book a child reader visualizes the experience of beginning kindergarten and the typical daily schedule.

Readers experience both Sister Bear’s and Brother Bear’s contrasting range of emotions as they transition out of summer vacation.


Throughout the school day, Sister Bear becomes more comfortable in the classroom setting and is able to support a bear who had no transition preparation prior to school.

Pyramid Model Skills and Concepts	Transitions, Friendship Skills, Compromise, Problem Solving, Changing of Feelings, Empathy
Goal/Objective:	Children will identify the various routines of a day, along with the feelings during a transition. Children will also explain the various ways one could get to school.
Emotional Vocabulary:	Excited, Anxious, Nervous, Scared, Happy

Activity Time: (Practice it)	
Name of Activity:	Stuffed Animals Go To School
Supplies needed:	Stuffed animal for each child, extra toys/blocks
Ideas of what to say or do.	<p>After reading the story, roleplay with children using stuffed animals. Relate the roleplay back to the activities in the story.</p> <p>This activity could include roleplay a bus setting, meeting the teacher, transition between subjects.</p> <p>Ask the children, “What makes your animal most nervous when thinking about school?” Have the child roleplay what their animal will do on the bus, at lunch, etc.</p> <p>Encourage scenarios that may happen in a classroom, such as two children wanting the same toy or when the teacher calls for the attention of the children, have the child demonstrate with their stuffed animal what they would do in that situation.</p>
What Pyramid Model skill or concept is covered?	Recognizing feelings, Friendship Skills, Empathy, Transition Skills, Following a Routine

New York State
BOOK NOOKS

Title: The Berenstain Bears Go to School
Author: Stan & Jan Berenstain
Illustrator: Stan & Jan Berenstain
Publisher: Random House Children’s Books
Date published: 1978




The Berenstain Bears Go to School

Arts & Crafts: (Create it)

Name of Activity:	Plan Our Day!
Supplies needed:	Large sheet of paper, large rectangular strips (any color), list of everyday activities (routines), Velcro or tape, crayons/ markers/colored pencils/paint, laminator (optional).
Ideas of what to say or do:	<p>Sit with a small group of children. Ask: what do you do before you come to school? Something they do every day, i.e. get out of bed, brush their teeth, eat lunch. Have them write or draw an activity or routine on the rectangular strips (some might need help writing). While children are choosing the activity or routine, prepare a large sheet of paper for their schedule. Encourage and help children add pictures or words to their activity.</p> <p>Once they are finished, discuss with the children the order of their daily routine/activities. Stick the activities on to the large sheet of paper using the Velcro or tape. Display the schedule where all children are able to see it. After completing all necessary parts of the daily routine; have the children roleplay and act out the day. This is teaching children how to follow a schedule.</p>
What Pyramid Model skill or concept is covered?	Teach and Support Daily Routines and Transitions, Individualized Instructions, Responding to Children’s Conversations, and Collaboration with Peers.

New York State
BOOK NOOKS

Title: The Berenstain Bears Go to School
Author: Stan & Jan Berenstain
Illustrator: Stan & Jan Berenstain
Publisher: Random House Children's Books
Date published: 1978




The Berenstain Bears Go to School

Arts & Crafts: (Draw It)

Name of Activity:	Picture Your Loved Ones
Supplies needed:	Large Index Card, Crayons, Colored Pencils, or any drawing material available. Laminator (optional)
Ideas of what to say or do:	<p>Before the first day of school, encourage children to draw, on a large index card, a picture of family members, friends, pets or anyone that is important in the child's life.</p> <p>You can laminate the picture to protect the drawing. Encourage the child to bring this drawing to their first day to school to help with the transition.</p> <p>Another option: Take a photo of the child with their family (label it with names). Laminate (optional) and encourage the child to show it to their family and bring it to their new school.</p>
What Pyramid Model skill or concept is covered?	Build Relationships with Children

New York State
BOOK NOOKS

Title: The Berenstain Bears Go to School
Author: Stan & Jan Berenstain
Illustrator: Stan & Jan Berenstain
Publisher: Random House Children's Books
Date published: 1978



The Berenstain Bears Go to School

Arts & Crafts: (Build it)	
Name of Activity:	Make Your Own Bus!
Supplies needed:	Cardboard, yellow construction paper, markers, colored pencils, crayons, or any drawing material available. Black tape, paper plates, scissors. Lyrics to the song "Wheels on The Bus" or the audio song.
Ideas of what to say or do:	<p>Begin by singing "Wheels on the Bus" with the children. This could be simply singing or a moving activity going along with the song, i.e. when the song says, "The wheels of the bus go round and round..." have the children move their hands around in circles)</p> <p>Remember when the bear in the blue and white striped shirt got on the bus? How do you think he felt? How about sister?</p> <p>Talk about how you get on the bus and buckle your seatbelt.</p> <p>One child can be the driver and the other children the passengers; you can put chairs inside the box to be bus seats if the box is big enough.</p> <p>Together with the children, build your own bus using the materials. Help the children cut the cardboard to make a door and windows. Use paper plates to make the steering wheel and the tires.</p> <p>Roleplay with the child how they would act on the bus, how they would sit and interact with others on the bus, and anything else the child may experience while taking the bus to school.</p>
What Pyramid Model skill or concept is covered?	Teach and Support Routines, Self-Regulation, Social-Problem Solving, Positive Feedback, Encouragement of Appropriate Behavior, Identify and Express Emotions.