


New York State
**BOOK
NOOKS**



Annie's Plaid Shirt

Annie LOVES to wear her plaid shirt! In this story, Annie and her mother have different ideas about what she should wear to a family wedding. This is a beautiful story of acceptance.

Title: Annie's Plaid Shirt

Author: Stacy B. Davids

Illustrator: Rachael Balsaitis

Publisher: Upswing Press


Date published: 2015

Pyramid Model Skill or concept(s)	<ul style="list-style-type: none"> • Supports developing Sense of Self • Interacts with children to develop their self-esteem • Sensitive to children's individualized needs • Encourages autonomy • Promotes identification and labeling of emotions in self and others • Creates an atmosphere of friendship
Goals & Objectives:	<p>Children will examine how there are many ways for people and children to express themselves.</p> <p>Children will discuss how to be a supportive friend.</p>
Emotional Vocabulary:	Happy, worried, excited, frustrated, acceptance, confident, comfortable

Story Time: (Show and Tell It)

Name of Activity:	Emotional Vocabulary Building & Story Debrief
Supplies needed:	Paper, markers, shatterproof mirror(s), print and cut out the 6 feelings faces on page 4, camera if accessible, copy of the book
Ideas of what to say or do.	<p>Debrief the book with small groups of 2-4 children.</p> <p>Ask the children how they think Annie felt wearing her plaid shirt and then the dresses and why. Talk with the children about how happy and confident Annie feels in her plaid shirt. Have them match the feelings to the feeling face cutouts.</p> <p>Help the children define confidence, say that it means to feel good about yourself and what you do; it means you trust yourself. Examine how the boy in the feeling face cutout is showing confidence. Model your confident look and talk about something you feel confident about.</p> <p>Ask the children to make a confident face while looking in the mirror. Talk about their facial attributes while making that face. Ask them what they feel confident about and write it on a piece of paper. Take their picture making a confident face, print and match it with their quote. You can make these into classroom posters and/or books to read.</p>

New York State BOOK NOOKs



Annie's Plaid Shirt

Title: Annie's Plaid Shirt

Author: Stacy B. Davids

Illustrator: Rachael Balsaitis

Publisher: Upswing Press


Date published: 2015

Ideas of what to say or do continued.	Continue to talk about how the different characters feel throughout the book and match those feelings with the feelings faces you printed out. Discuss what makes you and the children feel that way.
What Pyramid Model skills or concepts are covered?	Building emotional vocabulary, identifying and labeling emotions in themselves and others, fostering empathy

Small Group: (Practice It)

Name of Activity:	Paper Doll Play
Supplies needed:	<ul style="list-style-type: none"> • Paper dolls that are representative of all genders, are diverse in skin color, facial features, and hair • An array of clothes and use of equipment such as crutches and glasses to dress and use with the dolls • Props for the children to play with the dolls, like cars, buildings, doll houses, etc. • If you do not have paper or dolls or something similar, you can try making some with print outs from the internet such as: https://www.designatrepeat.com/printable-paper-dolls/
Ideas of what to say or do.	<p>Begin your small group with the paper dolls undressed. Have the children dress the dolls.</p> <p>As children dress the dolls, accept their choices of what they put on them. Discuss how Annie loved wearing her plaid shirt. Ask the children about what they like to wear and why. You can share with the children what you are wearing that day and so forth. If children say, girls have to wear "girl" clothes, and boys have to wear "boys" clothes, talk about how people can wear what they feel confident and comfortable in. All clothes are acceptable for all people.</p> <p>Talk about how Annie's brother helped her make an outfit that she felt comfortable, confident and happy wearing. He was being a helpful friend and accepted her for who she is. Help children define acceptance; explain how it means you have a positive response to someone. To extend the learning of acceptance, take everyday teachable moments to reinforce what accepting people looks and feels like. Help children appreciate and understand that all people are unique.</p>

New York State
**BOOK
NOOKs**



Title: Annie's Plaid Shirt

Author: Stacy B. Davids

Illustrator: Rachael Balsaitis

Publisher: Upswing Press


Date published: 2015

Ideas of what to say or do continued	After the dolls are dressed, give time for the children to play with them.
What Pyramid Model skill or concept is covered?	This activity provides a safe and brave place for children to explore how people can express themselves through clothing. This activity can guide children to accept people for who they are, how they are and to break down gender stereotypes.

Annie's Plaid Shirt



New York State
**BOOK
NOOKS**



Title: Annie's Plaid Shirt

Author: Stacy B. Davids

Illustrator: Rachael Balsaitis

Publisher: Upswing Press

Date published: 2015



Confident




Happy



Excited



Frustrated



Worried



Comfortable

Annie's Plaid Shirt