



PIDS Guide

New York State
Pyramid Model

Promoting Social & Emotional
Competence in New York's
Young Children



Classroom Data Collector Role

This guide shows how to access and use the Classroom Data Collector Role. **The role is intended to allow teachers and other classroom level staff to enter Pyramid Model data for their own classroom in PIDS.**

Please contact ian.suleski@ccf.ny.gov with any questions.

Part 1: Role Set-up & Access to PIDS

- If your classroom staff needs to be assigned the Classroom Data Collector Role in PIDS. Please fill
1. out the [PIDS User Change Form](#). The NYS PIDS State Administrator will create the account or add a new role to an existing account. You will then be contacted via email.

- Now that the Classroom Data Collector Role is assigned, someone with a **Data Collector** role (or any role that can edit the Pyramid Model Professionals Dashboard) needs to set up and link the person's professional profile to the classroom. Follow the steps below:
- 2.

- Sign in as a **Data Collector**
- 2a. (or any role that can edit the Professionals Dashboard)

Select Role

data col x

	Role ↑↓	Program ↑↓	Hub ↑↓	
⊕	Classroom Data Collector	Demonstration Site	Example Hub	Select
⊕	Data Collector	Demonstration Site	Example Hub	Select



Classroom Data Collector Role

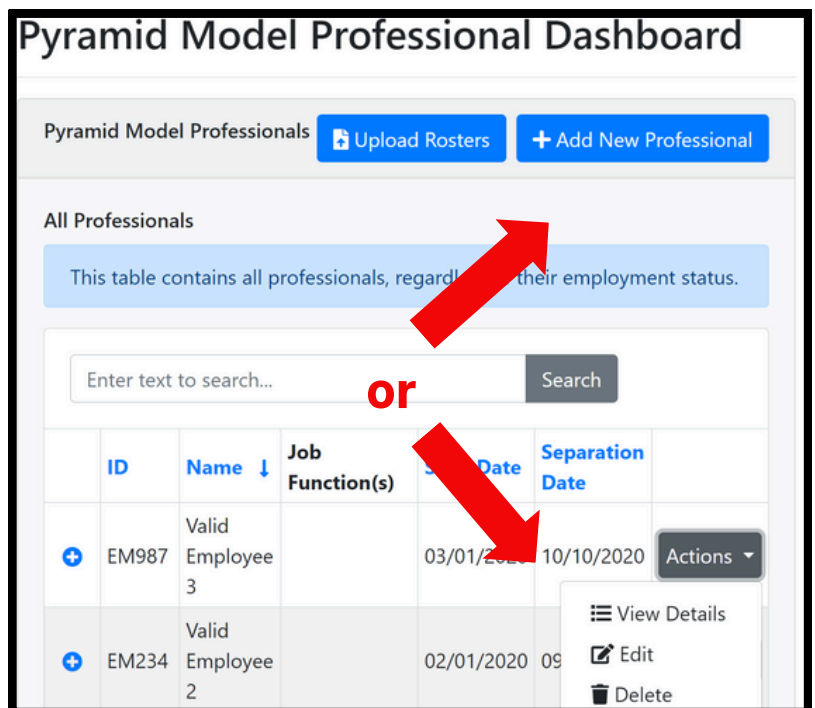
New York State
Pyramid Model
Promoting Social & Emotional
Competence in New York's
Young Children



2b. Navigate to the Pyramid Model Professionals Dashboard



2c. Add a new professional or Edit an existing one



***Please make sure all personal information is complete. Race and ethnicity data is vital to a culturally responsive program.** One foundational goal of the Pyramid Model is to improve diversity, equity, and inclusion within programs. Is our teaching staff representative of our community and the diversity of cultures? Entering complete data allows programs to look at aggregate data to determine opportunities for improvement are areas of progress toward these goals.



Classroom Data Collector Role

New York State
Pyramid Model
Promoting Social & Emotional
Competence in New York's
Young Children



When adding or editing the professional profile, **2d.** be sure to assign a **Job Function** before entering a classroom assignment.

Job Function is necessary to add a Classroom Assignment

Add a **2e.** Classroom Assignment

Classroom Job matches Job Function

“Leave Date” & “Leave Reason” left blank

As the final set-up step, **3.** the NYS PIDS Administrator will link the professional profile to the classroom data collector role. Please contact ian.suleski@ccf.ny.gov with any issues.



Classroom Data Collector Role

New York State
Pyramid Model

Promoting Social & Emotional
Competence in New York's
Young Children



Part 2: Data Entry using the Classroom Data Collector Role

1. Now the Classroom Data Collector can log into PIDS! <https://pids.azurewebsites.net/Account/Login>

Pyramid Model Implementation Data System Login

Log In

Username
isuleski

Password

Log In

Forgot your password?

Don't have a password?
Create your password

*If you do not know your PIDS login, please contact ian.suleski@ccf.ny.gov

2. Select the Classroom Data Collector Role.

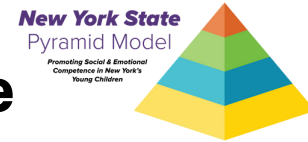
Select Role

classroom data collector✕

Role	Program	Hub	State	
Classroom Data Collector	Demonstration Site	Example Hub	New York	Select



Classroom Data Collector Role



3. The Classroom Data Collector will **only** have access to **enter child level data** for their assigned classroom(s). The role will also have access to **view classroom level data** for their own classroom (i.e. TPOT/TPITOS). Below are the PIDS dashboards the Classroom Data Collector has access to:

Home	
Access to Enter Data	ASQ:SE Screenings 0
	Other Social Emotional Assessments 0
	Behavior Incident Reports 500
	Children 1133
Access to View Data	TPITOS Observations 1
	TPOT Observations 1

The dashboards include **only** classroom and child level data tools. Professional and Program level data **are not** available.

note: The Classroom Data Collector role will also be **given access to view the the Classroom Coaching Log** when an update on the log is complete.

4. Select the dashboard you would like to access. The next page shows an example of the Children and TPOT Dashboard.



Classroom Data Collector Role

New York State
Pyramid Model
Promoting Social & Emotional
Competence in New York's
Young Children



4a. Example of the Children Dashboard.

Note: The Classroom Data Collector Role will have access to **enter/edit** child-level data.

Children Upload Rosters Add New Child

All Children

This table contains all children, regardless of enrollment status.

test Search

ID	Name	Birth Date	Enrollment Date	Discharge Date	IEP/IFSP?	DL	Program	
1-1	Test 1	01/10/2020	11/01/2021		No	No	Demonstration Site	Actions
10-1	Test 44	02/22/2020	07/25/2022		No	No	Demonstration Site	View Details Edit Delete
15-1	Test 57	03/06/2020	02/15/2022		No	No	Demonstration Site	

4b. Example of the TPOT Dashboard.

Note: The Classroom Data Collector Role will have access to **view** TPOT/TPITOS observations.

TPOT Observations

All TPOT Observations

This table contains all TPOT Observations regardless of when they were performed.

Enter text to search... Search

Observation Date	Classroom	Is the form complete?	Start Time	End Time	Program	
11/07/2022	(001) ABC	✓	12:00 PM	02:00 PM	Demonstration Site	Actions
05/23/2022	(001) ABC	✓	11:00 AM	12:00 PM	Demonstration Site	View Details

“View Details”
will be the
only option



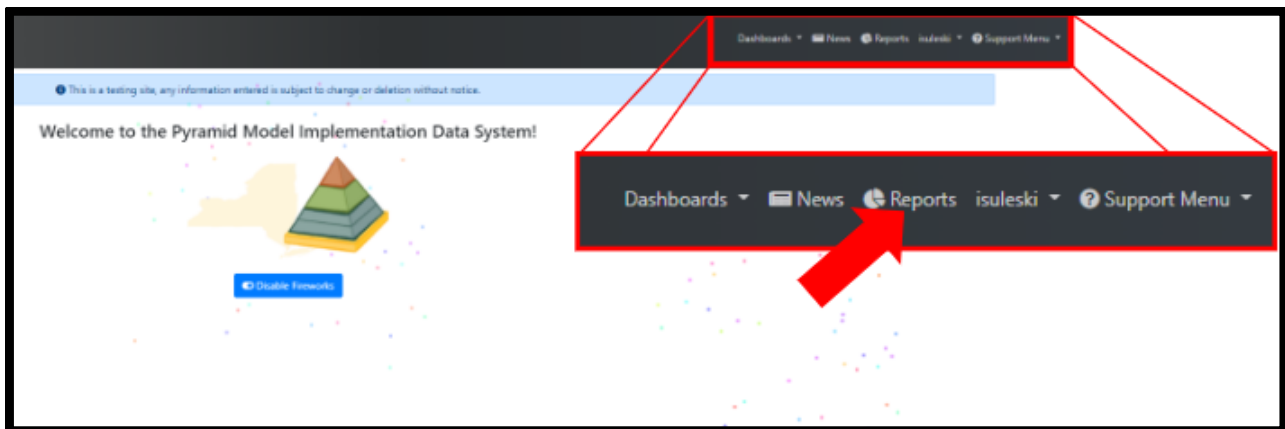
Classroom Data Collector Role

New York State
Pyramid Model
Promoting Social & Emotional
Competence in New York's
Young Children



Part 3: Data Analysis using the Classroom Data Collector Role

1. The Classroom Data Collector role has access to **PIDS reports** to assess their classroom and child-level data. Navigate to the “Reports” page at the top of the screen.

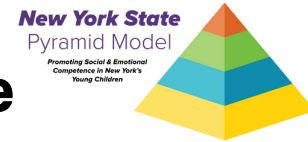


2. Select the report you are looking to run. Each report includes a detailed description and documentation.

Report Name	Category	Description	Last Used On		
ASQ:SE Score Type Percentage Report	ASQ:SE	This report displays the percentage of the total number of ASQ:SE screenings for each score type by month.	04/05/2022 03:45 PM ET	Select	Documentation
ASQ:SE Trend Report	ASQ:SE	This report is designed to track changes to the ASQ:SE score types for active children. This is accomplished by displaying a line chart with the score type for each ASQ:SE that has been recorded for each child.	05/17/2023 09:24 AM ET	Select	Documentation
BIR Children/Classroom Total Incidents Report	BIR	This report displays information about the total number of Behavior Incident Reports that have occurred within a certain timeframe. The report can be used to focus on classroom or child analysis in addition to a day-to-day analysis of total incidents.	05/03/2024 04:30 PM ET	Select	Documentation



Classroom Data Collector Role



Filter your report. The filters will include any classroom(s) and children the Classroom Data Collector was assigned to.

Report Details

ASQ:SE Trend Report

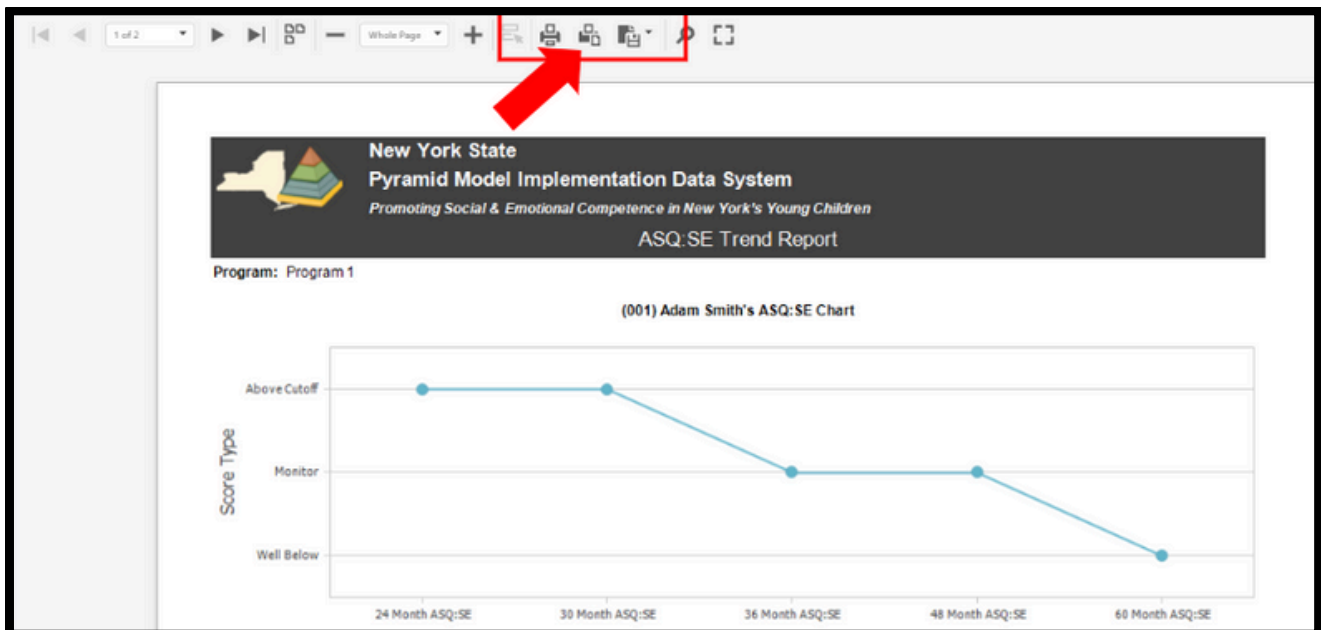
[▶ Run Report](#)

Start Date
01/01/2022

End Date
06/30/2024

Classroom(s)
Enter text to
☐ Select All
☐ (001) ABC

3. You can use the tool bar at the top to save or print your reports for later use.



You are now ready to dive in and use your Classroom Data Collector role!