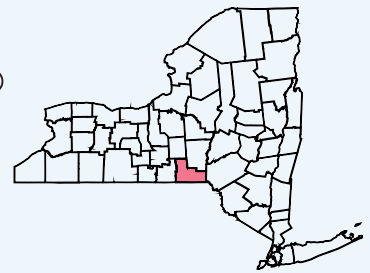


BROOME COUNTY

NEW YORK STATE KIDS COUNT®

2024 County Snapshot

Examining child poverty, chronic school absence
and academic performance



CHILDREN WHO LIVE IN FAMILIES WITH INCOME BELOW FEDERAL POVERTY LEVEL (5-YEAR ESTIMATES 2022)

Broome County



New York State



Total Estimate: 37,077	<div><div></div><div>9,290</div><div>25%</div></div>	All Children	18%	<div><div>734,756</div><div></div></div>	Total Estimate: 4,049,636
Total Estimate: 56	<div><div></div><div>27</div><div>48%</div></div>	American Indian or Alaska Native	28%	<div><div>6,007</div><div></div></div>	Total Estimate: 21,103
Total Estimate: 1,614	<div><div></div><div>472</div><div>29%</div></div>	Asian	16%	<div><div>54,334</div><div></div></div>	Total Estimate: 335,463
Total Estimate: 2,584	<div><div></div><div>1,272</div><div>49%</div></div>	Black or African American	27%	<div><div>175,740</div><div></div></div>	Total Estimate: 641,753
*		Native Hawaiian	29%	<div><div>401</div><div></div></div>	Total Estimate: 1,366
Total Estimate: 904	<div><div></div><div>467</div><div>52%</div></div>	Other Race	28%	<div><div>131,165</div><div></div></div>	Total Estimate: 461,189
Total Estimate: 4,167	<div><div></div><div>980</div><div>24%</div></div>	Two or More Races	19%	<div><div>85,698</div><div></div></div>	Total Estimate: 456,694
Total Estimate: 27,752	<div><div></div><div>6,072</div><div>22%</div></div>	White	13%	<div><div>281,411</div><div></div></div>	Total Estimate: 2,132,068
Total Estimate: 3,057	<div><div></div><div>1,182</div><div>39%</div></div>	Hispanic	25%	<div><div>254,831</div><div></div></div>	Total Estimate: 1,003,872

Data Source: U.S. Census Bureau, American Community Survey 5-Year Estimates 2022 Tables B17020 A-I

Numerator: Estimated children aged 0-17 who live in families with income below poverty level in the past 12 months.

Denominator (Total Estimate): Estimated children aged 0-17.

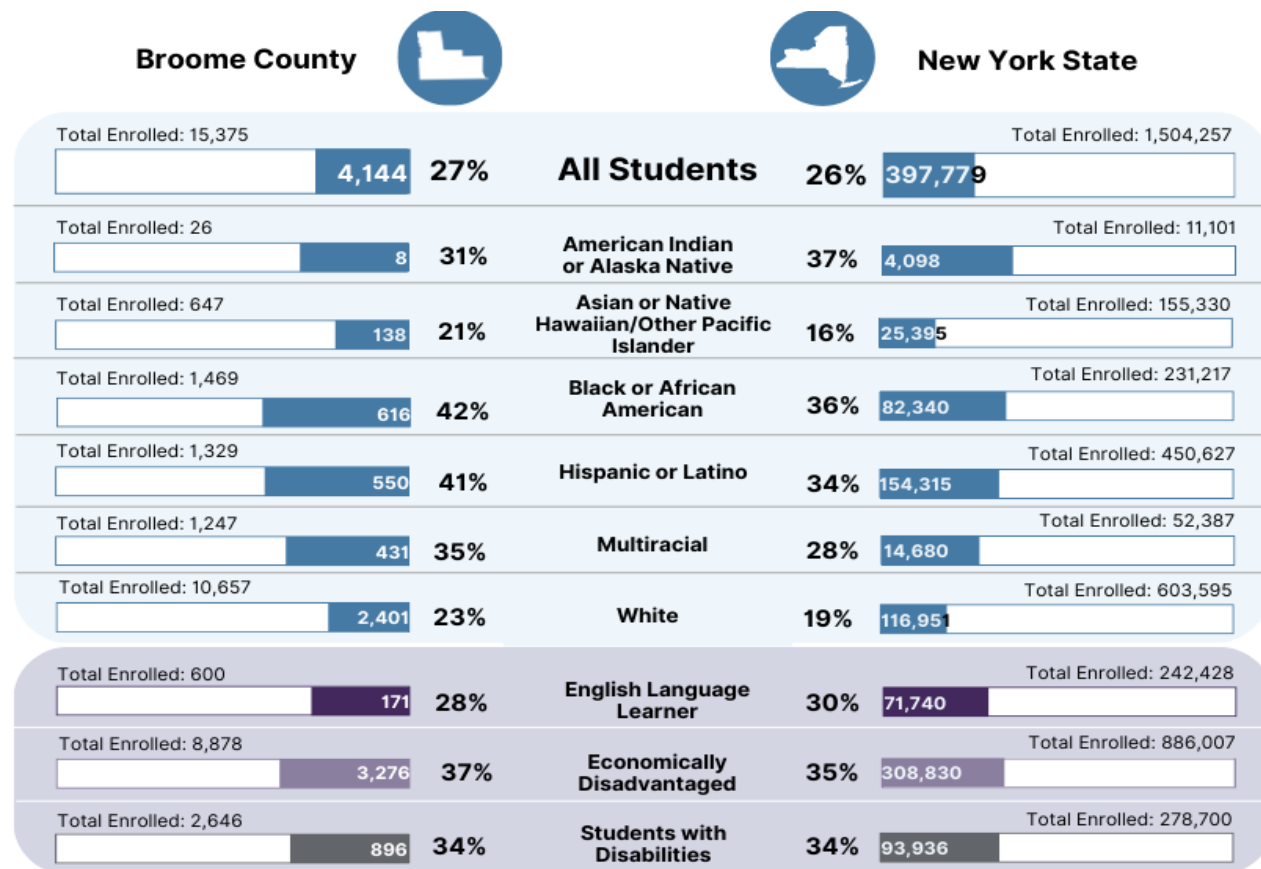
Footnote: An asterisk (*) indicates suppressed data or the absence of available data.



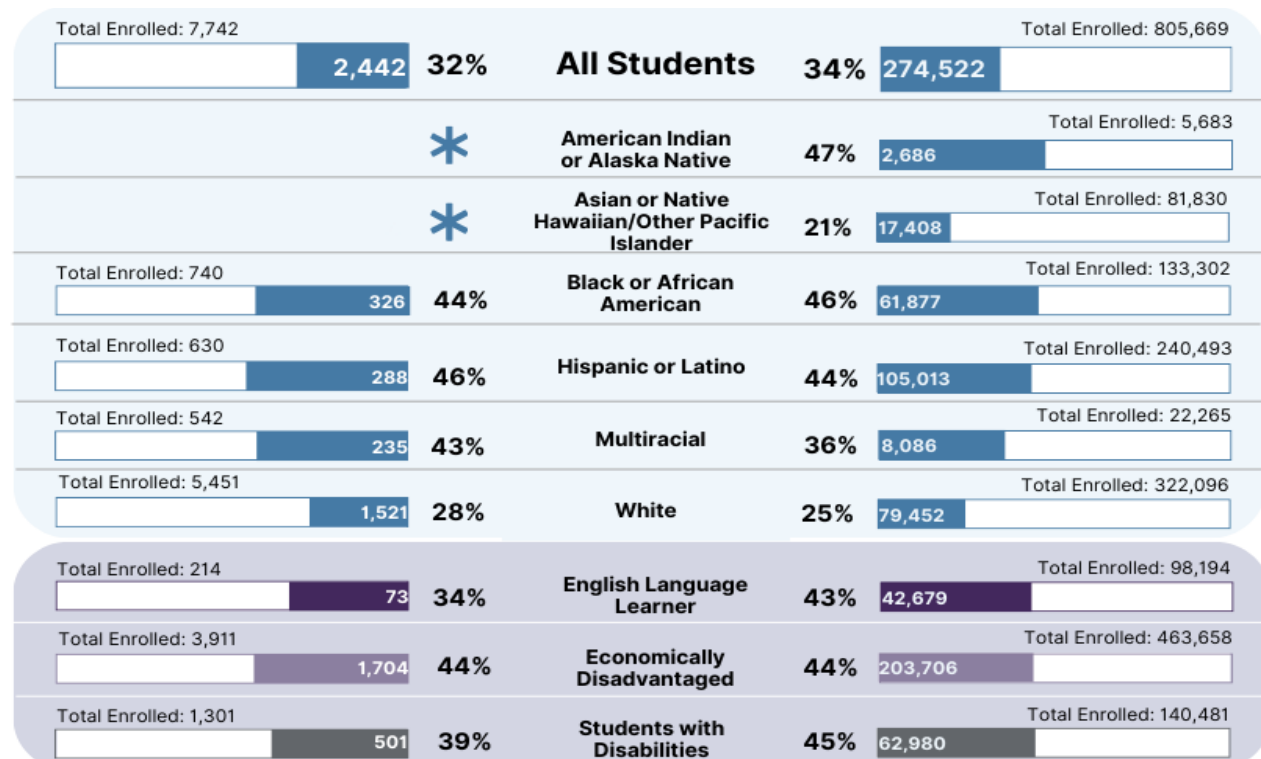
Council on Children
and Families

CHRONIC SCHOOL ABSENTEEISM (2022-2023)

ELEMENTARY/MIDDLE SCHOOL GRADES 1-8



HIGH SCHOOL GRADES 9-12



Data Source: New York State Education Department.

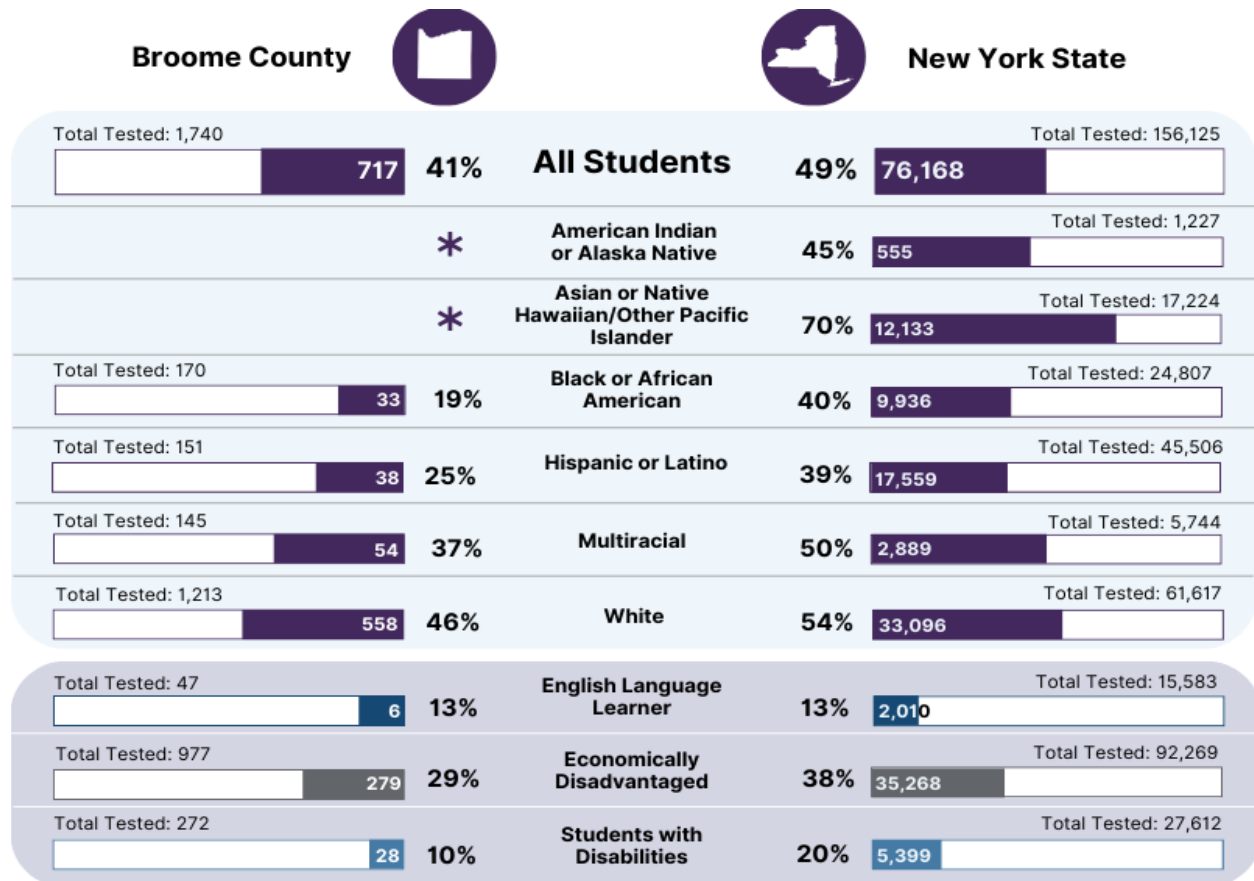
Numerator: Chronic absent count of students in grades 1-8 and chronic absent count of students in grades 9-12.

Denominator: Total students enrolled in grades 1-8 and total students enrolled in grades 9-12.

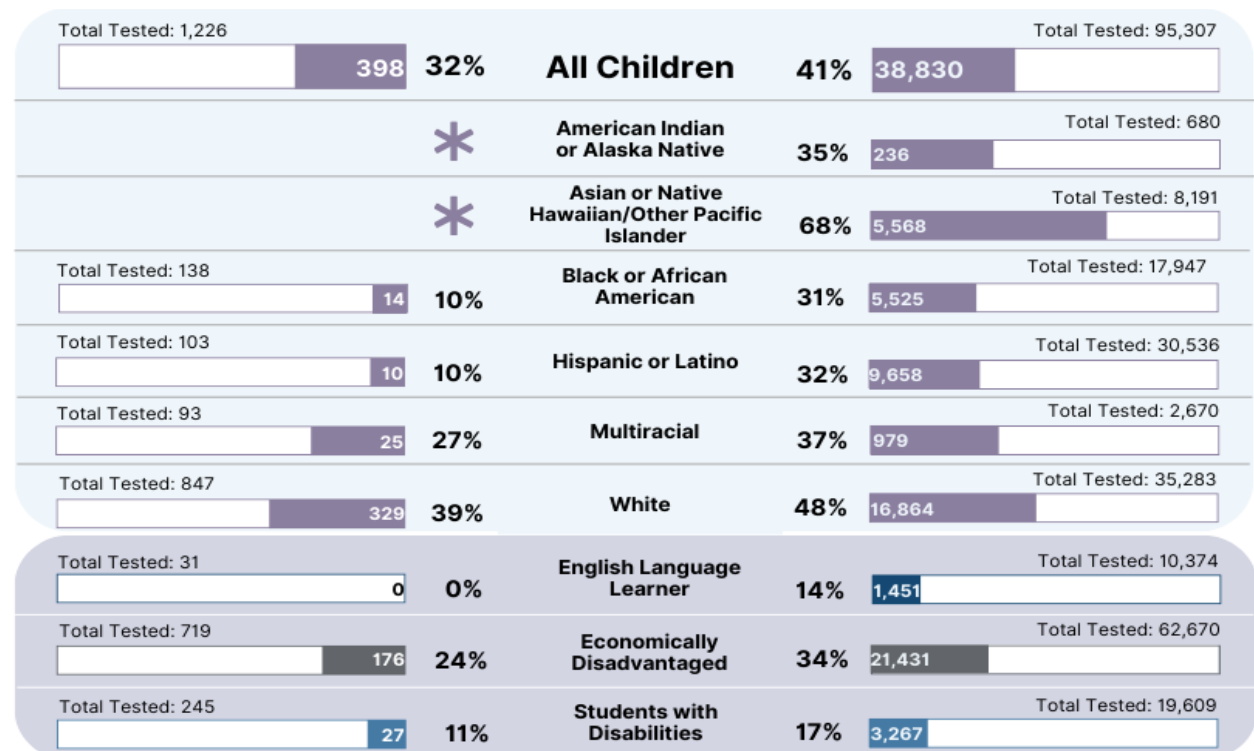
Footnote: An asterisk (*) indicates suppressed data or the absence of available data.

PROFICIENCY RATES (2022-2023)

4TH GRADE READING



8TH GRADE MATH



Data Source: New York State Education Department.

Numerator: Number of students scored at or above the proficient level in grade 4 Reading test and grade 8 Mathematics test.

Denominator: Total students in grade 4 who took the NAEP Reading test and total students in grade 8 who took the Mathematics test.

Footnote: An asterisk (*) indicates suppressed data or the absence of available data.

CHILD POPULATION DEMOGRAPHICS

Broome County



New York State



Total County Population: 188,620

Total State Population: 19,516,967



AGE DISTRIBUTION UNDER 18 (5-YEAR ESTIMATES 2022)

Total Under 18: 37,077

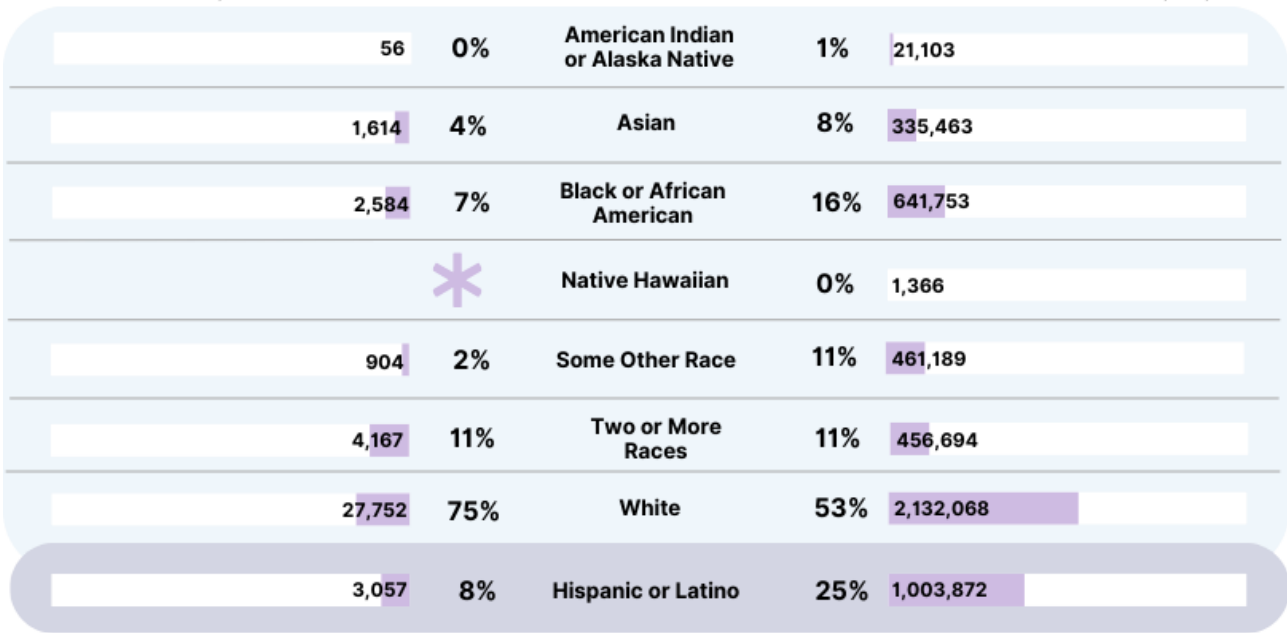
Total Under 18: 4,049,636



RACE AND ETHNICITY UNDER 18 (5-YEAR ESTIMATES 2022)

Total Under 18: 37,077

Total Under 18: 4,049,636



Data Source: U.S. Census Bureau, American Community Survey 5-Year Estimates 2022 Tables B17020

Footnote: An asterisk (*) indicates suppressed data or the absence of available data.

