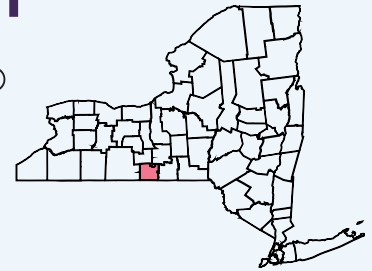


# CHEMUNG COUNTY

## NEW YORK STATE KIDS COUNT®

### 2024 County Snapshot

Examining child poverty, chronic school absence  
and academic performance



## CHILDREN WHO LIVE IN FAMILIES WITH INCOME BELOW FEDERAL POVERTY LEVEL (5-YEAR ESTIMATES 2022)


### Chemung County



### New York State



Total Estimate: 17,079




### All Children

18%

734,756

Total Estimate: 4,049,636

Total Estimate: 163




### American Indian or Alaska Native

28%

6,007

Total Estimate: 21,103

Total Estimate: 277




### Asian

16%

54,334

Total Estimate: 335,463

Total Estimate: 885



### Black or African American

27%

175,740

Total Estimate: 641,753



### Native Hawaiian

29%

401

Total Estimate: 1,366

Total Estimate: 244




### Other Race

28%

131,165

Total Estimate: 461,189

Total Estimate: 2,028



### Two or More Races

19%

85,698

Total Estimate: 456,694

Total Estimate: 13,482



### White

13%

281,411

Total Estimate: 2,132,068

Total Estimate: 1,034



### Hispanic

25%

254,831

Total Estimate: 1,003,872

**Data Source:** U.S. Census Bureau, American Community Survey 5-Year Estimates 2022 Tables B17020 A-I

**Numerator:** Estimated children aged 0-17 who live in families with income below poverty level in the past 12 months.

**Denominator (Total Estimate):** Estimated children aged 0-17.

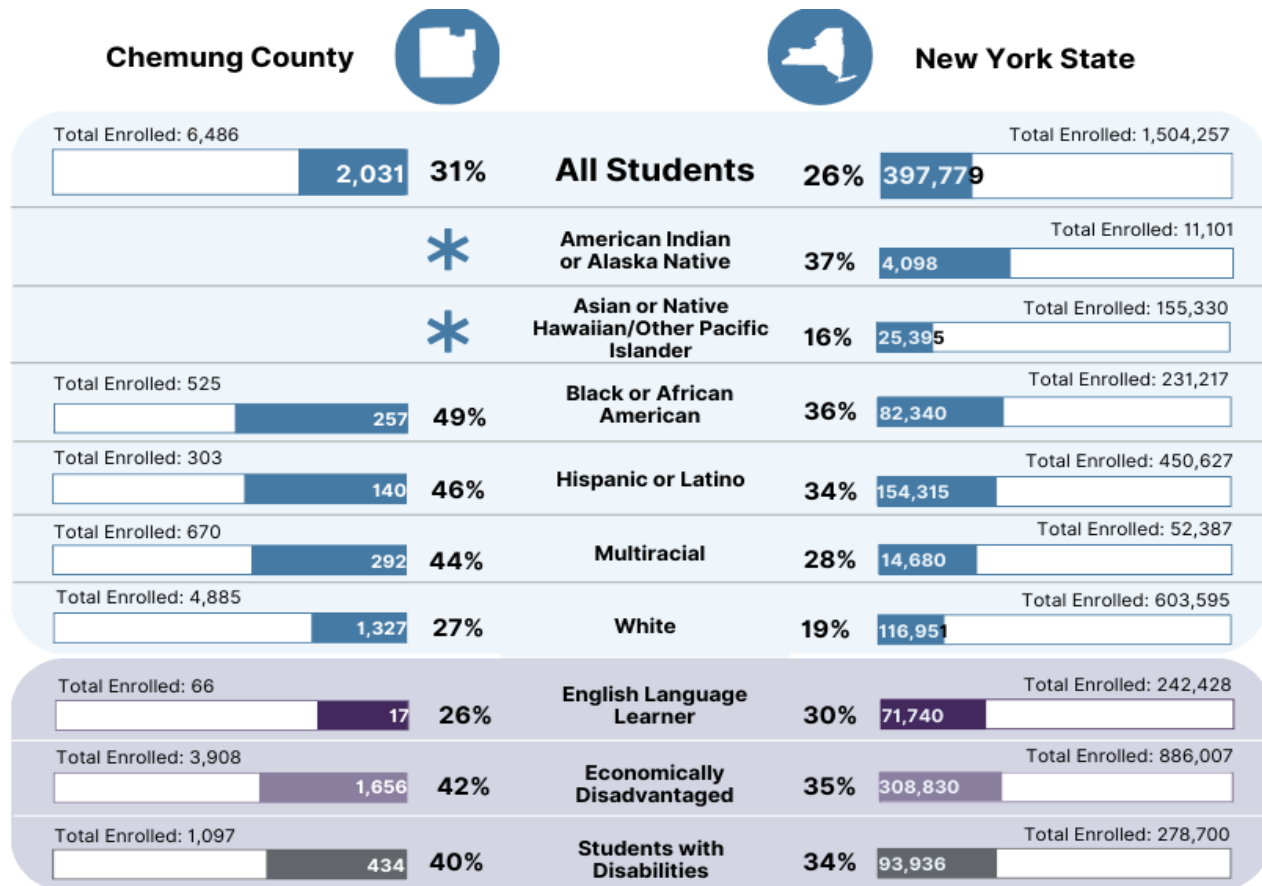
**Footnote:** An asterisk (\*) indicates suppressed data or the absence of available data.



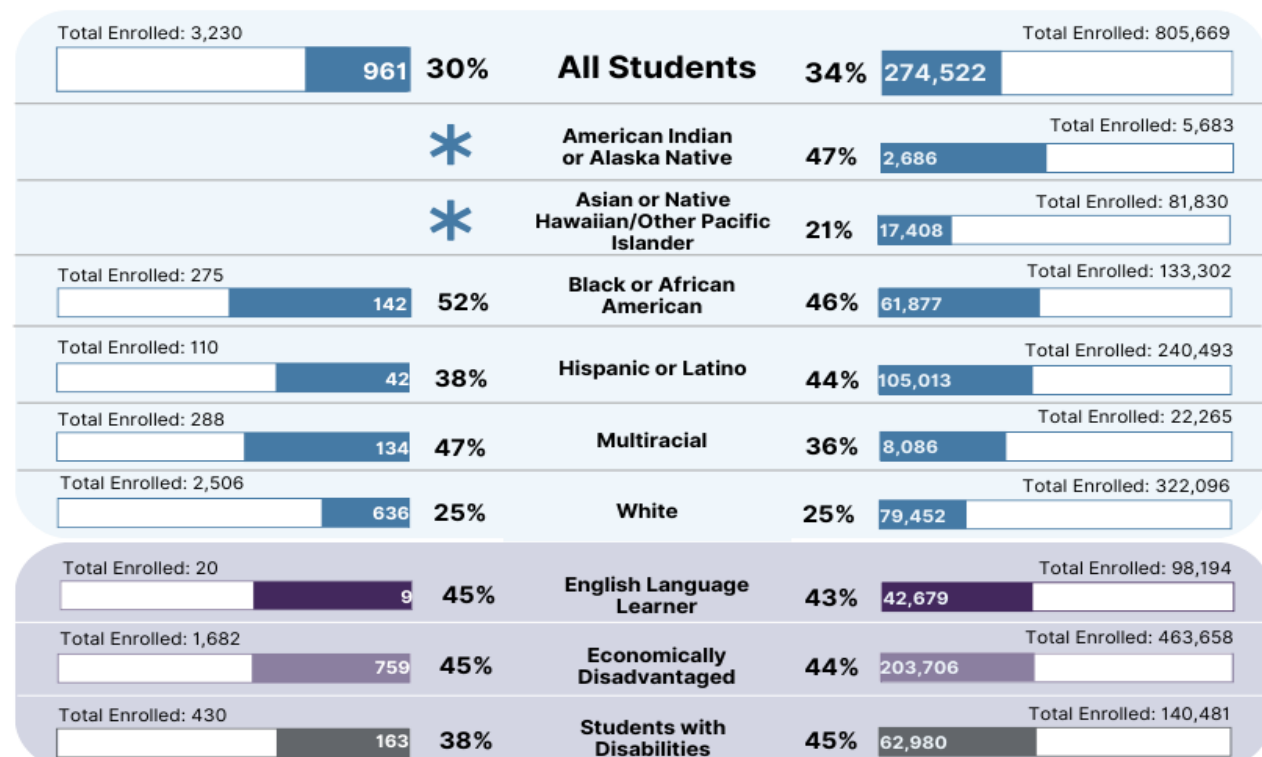
Council on Children  
and Families

# CHRONIC SCHOOL ABSENTEEISM (2022-2023)

## ELEMENTARY/MIDDLE SCHOOL GRADES 1-8



## HIGH SCHOOL GRADES 9-12



**Data Source:** New York State Education Department.

**Numerator:** Chronic absent count of students in grades 1-8 and chronic absent count of students in grades 9-12.

**Denominator:** Total students enrolled in grades 1-8 and total students enrolled in grades 9-12.

**Footnote:** An asterisk (\*) indicates suppressed data or the absence of available data.

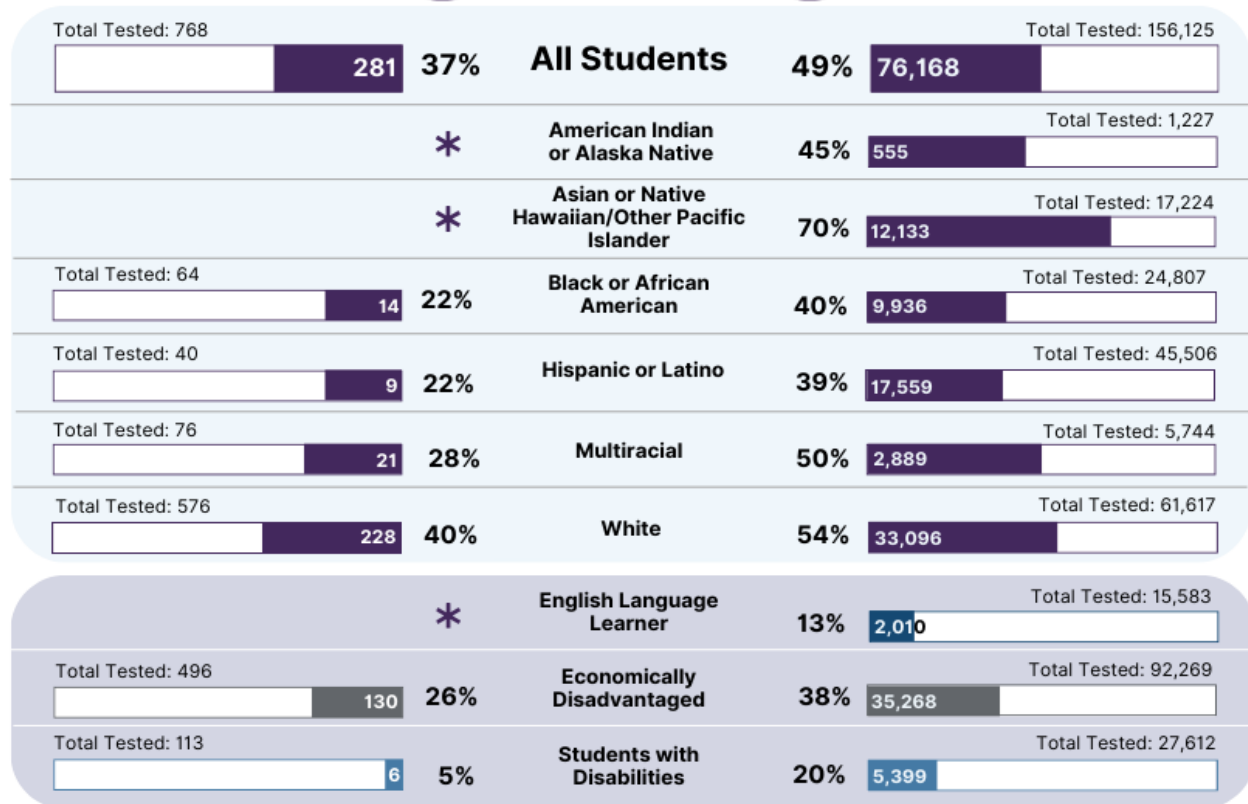
# PROFICIENCY RATES (2022-2023)

## 4TH GRADE READING

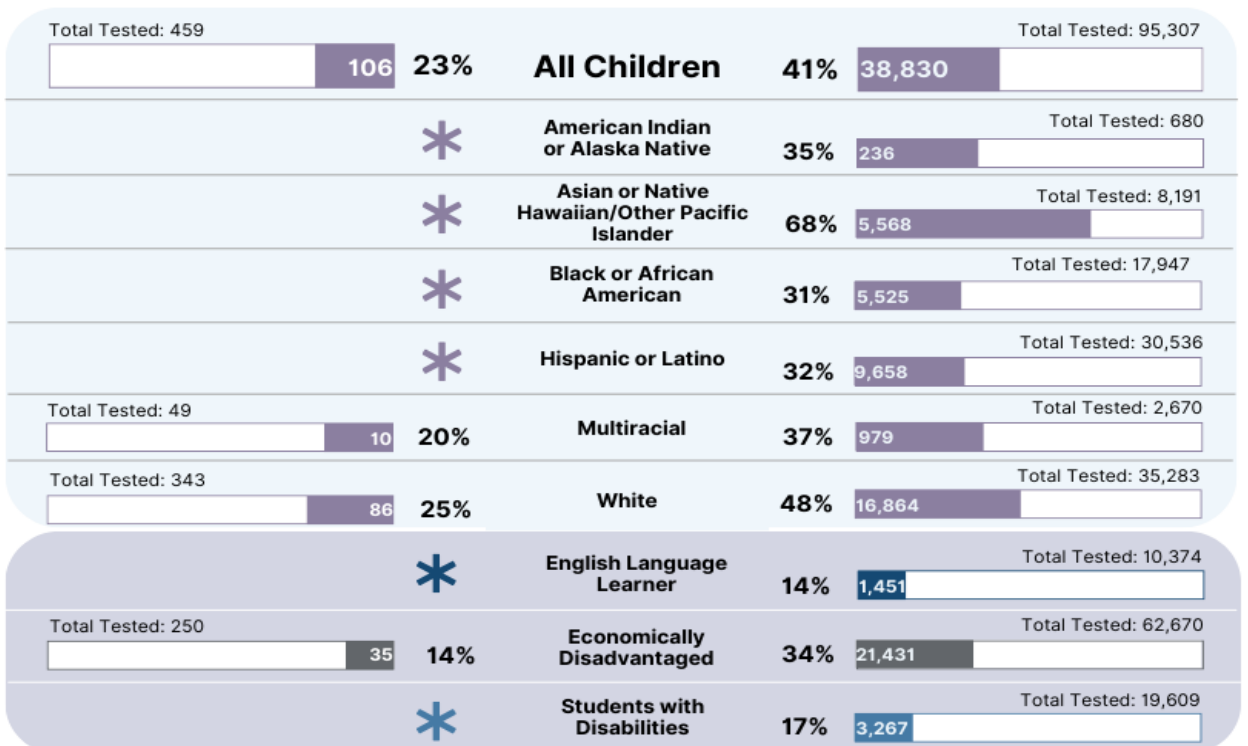
Chemung County



New York State



## 8TH GRADE MATH



**Data Source:** New York State Education Department.

**Numerator:** Number of students scored at or above the proficient level in grade 4 Reading test and grade 8 Mathematics test.

**Denominator:** Total students in grade 4 who took the NAEP Reading test and total students in grade 8 who took the Mathematics test.

**Footnote:** An asterisk (\*) indicates suppressed data or the absence of available data.

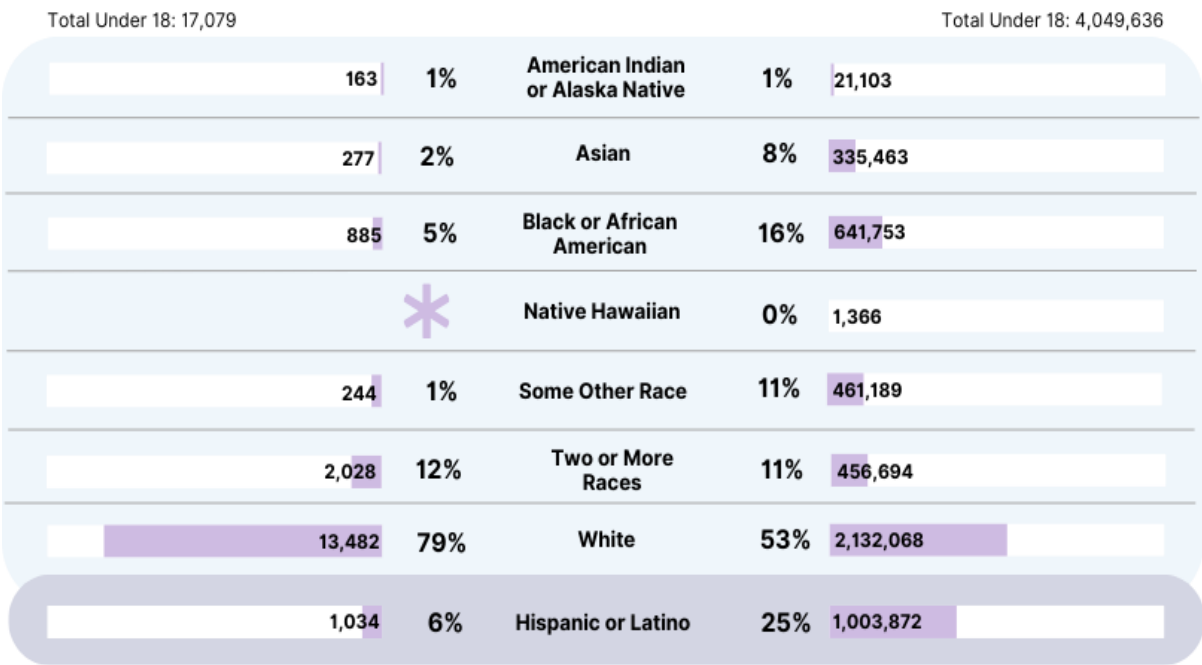
# CHILD POPULATION DEMOGRAPHICS



## AGE DISTRIBUTION UNDER 18 (5-YEAR ESTIMATES 2022)



## RACE AND ETHNICITY UNDER 18 (5-YEAR ESTIMATES 2022)



**Data Source:** U.S. Census Bureau, American Community Survey 5-Year Estimates 2022 Tables B17020  
**Footnote:** An asterisk (\*) indicates suppressed data or the absence of available data.