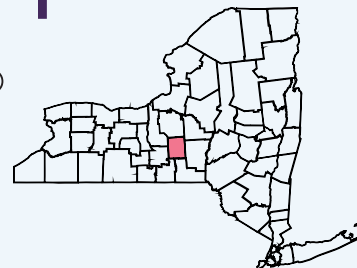


# CORTLAND COUNTY

## NEW YORK STATE KIDS COUNT®

### 2024 County Snapshot

Examining child poverty, chronic school absence and academic performance



## CHILDREN WHO LIVE IN FAMILIES WITH INCOME BELOW FEDERAL POVERTY LEVEL (5-YEAR ESTIMATES 2022)


### Cortland County




### New York State



Total Estimate: 8,547



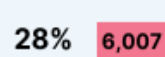
### All Children



Total Estimate: 4,049,636




### American Indian or Alaska Native




Total Estimate: 21,103

Total Estimate: 122




### Asian



Total Estimate: 335,463

Total Estimate: 148



### Black or African American



Total Estimate: 641,753




### Native Hawaiian



Total Estimate: 1,366

Total Estimate: 156




### Other Race

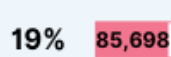


Total Estimate: 461,189

Total Estimate: 619



### Two or More Races




Total Estimate: 456,694

Total Estimate: 7,499



### White



Total Estimate: 2,132,068

Total Estimate: 357



### Hispanic



Total Estimate: 1,003,872

**Data Source:** U.S. Census Bureau, American Community Survey 5-Year Estimates 2022 Tables B17020 A-I

**Numerator:** Estimated children aged 0-17 who live in families with income below poverty level in the past 12 months.

**Denominator (Total Estimate):** Estimated children aged 0-17.

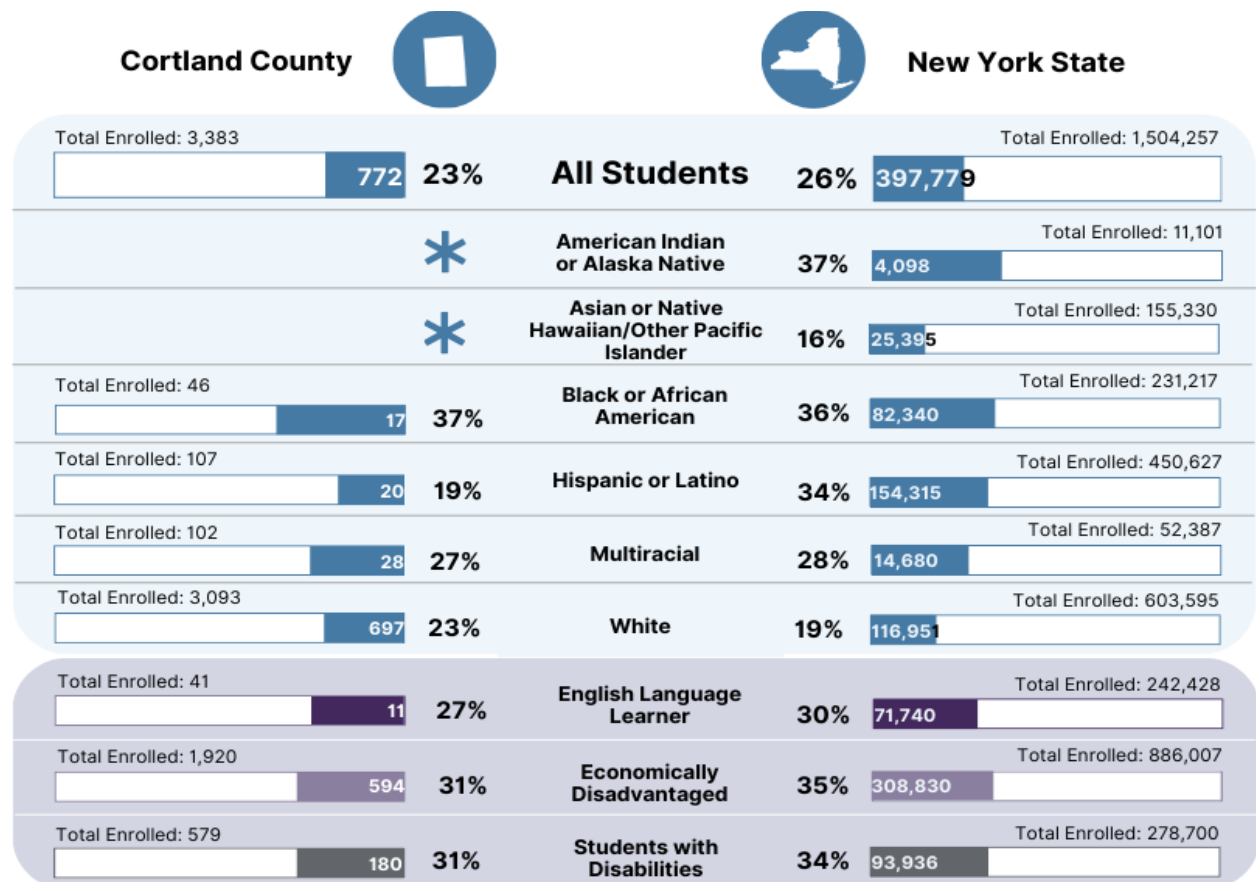
**Footnote:** An asterisk (\*) indicates suppressed data or the absence of available data.



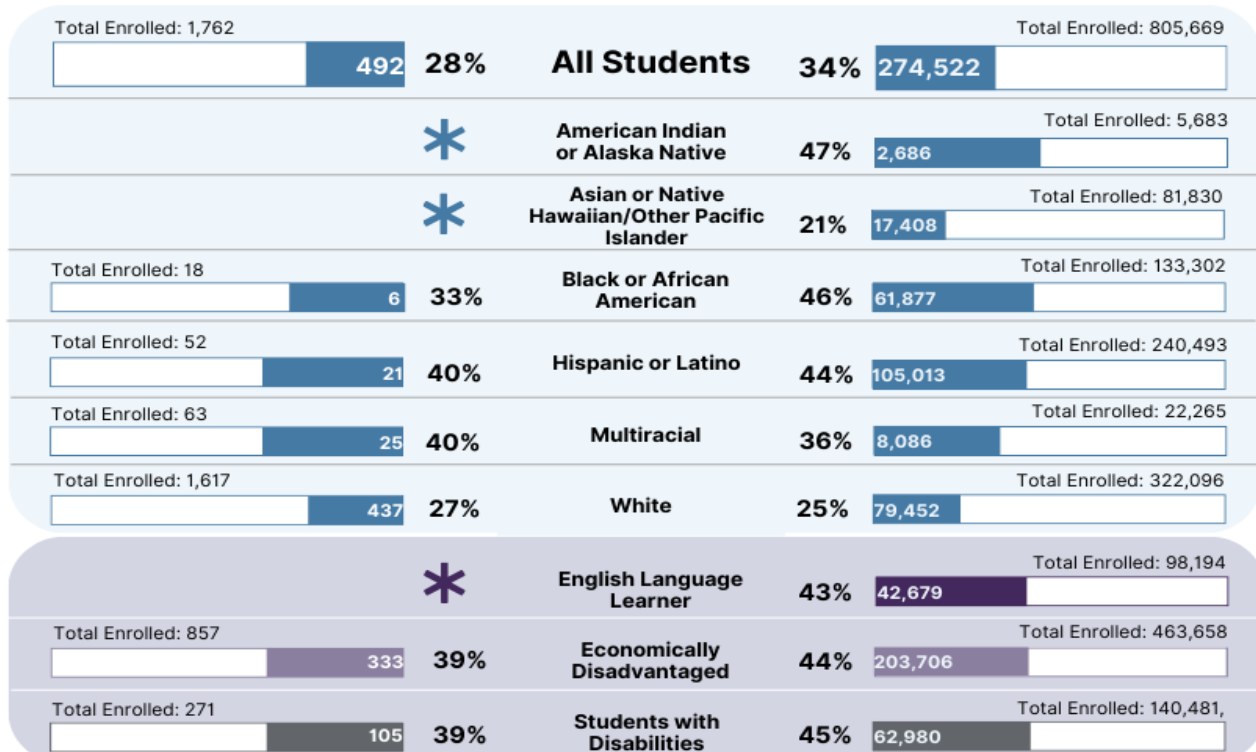
Council on Children  
and Families

# CHRONIC SCHOOL ABSENTEEISM (2022-2023)

## ELEMENTARY/MIDDLE SCHOOL GRADES 1-8



## HIGH SCHOOL GRADES 9-12



**Data Source:** New York State Education Department.

**Numerator:** Chronic absent count of students in grades 1-8 and chronic absent count of students in grades 9-12.

**Denominator:** Total students enrolled in grades 1-8 and total students enrolled in grades 9-12.

**Footnote:** An asterisk (\*) indicates suppressed data or the absence of available data.

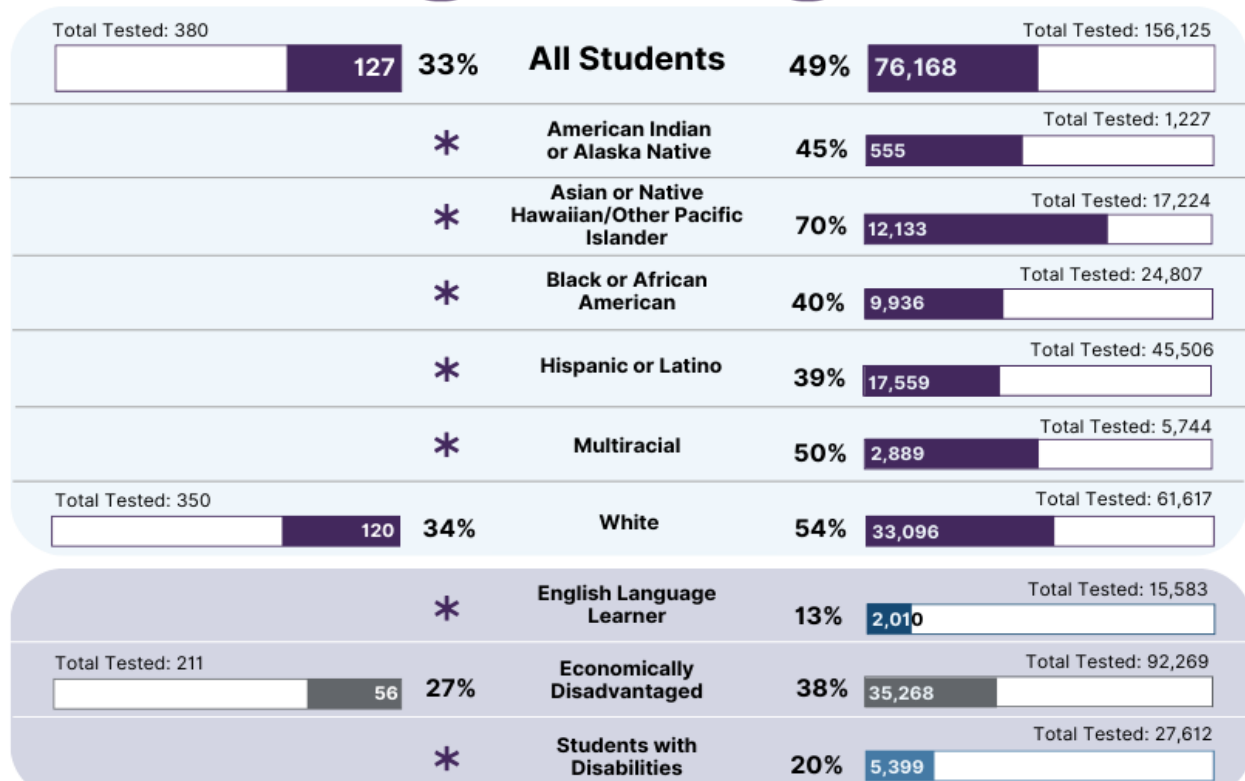
# PROFICIENCY RATES (2022-2023)

## 4TH GRADE READING

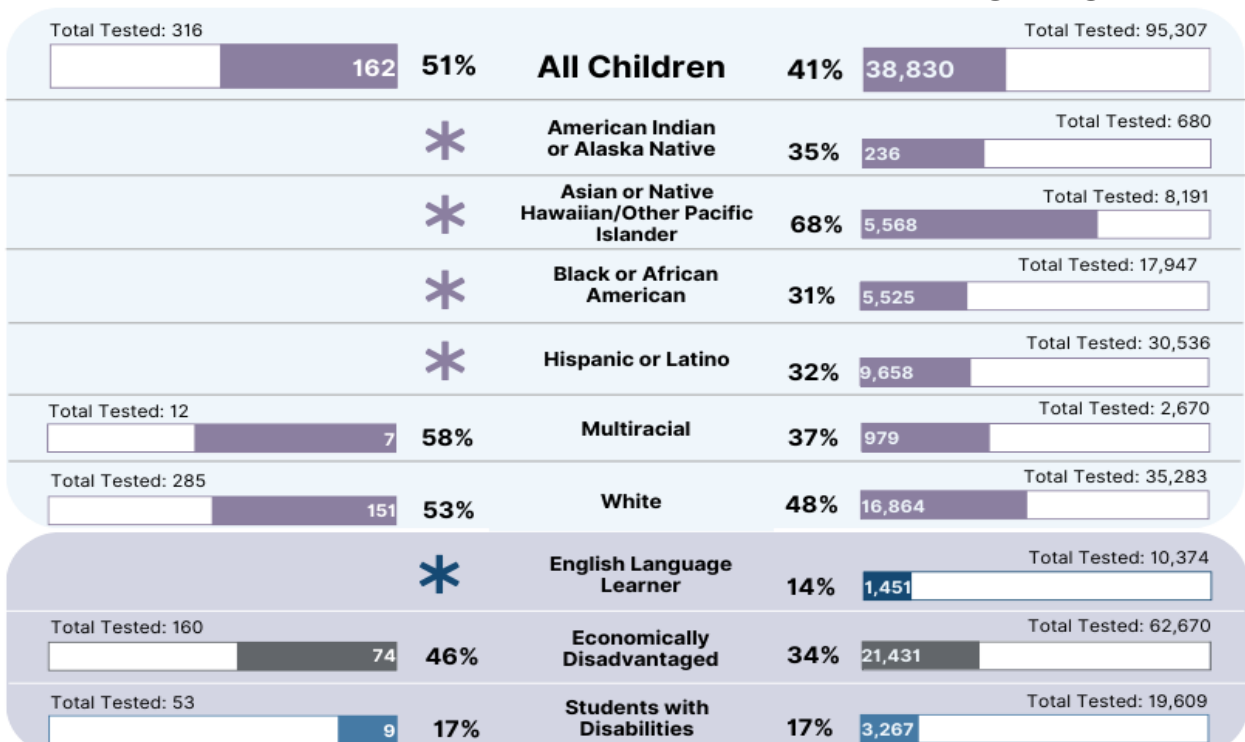
Cortland County



New York State



## 8TH GRADE MATH



**Data Source:** New York State Education Department.

**Numerator:** Number of students scored at or above the proficient level in grade 4 Reading test and grade 8 Mathematics test.

**Denominator:** Total students in grade 4 who took the NAEP Reading test and total students in grade 8 who took the Mathematics test.

**Footnote:** An asterisk (\*) indicates suppressed data or the absence of available data.

# CHILD POPULATION DEMOGRAPHICS

Cortland County



New York State

Total County Population: 43,164

Total State Population: 19,516,967



## AGE DISTRIBUTION UNDER 18 (5-YEAR ESTIMATES 2022)

Total Under 18: 8,547

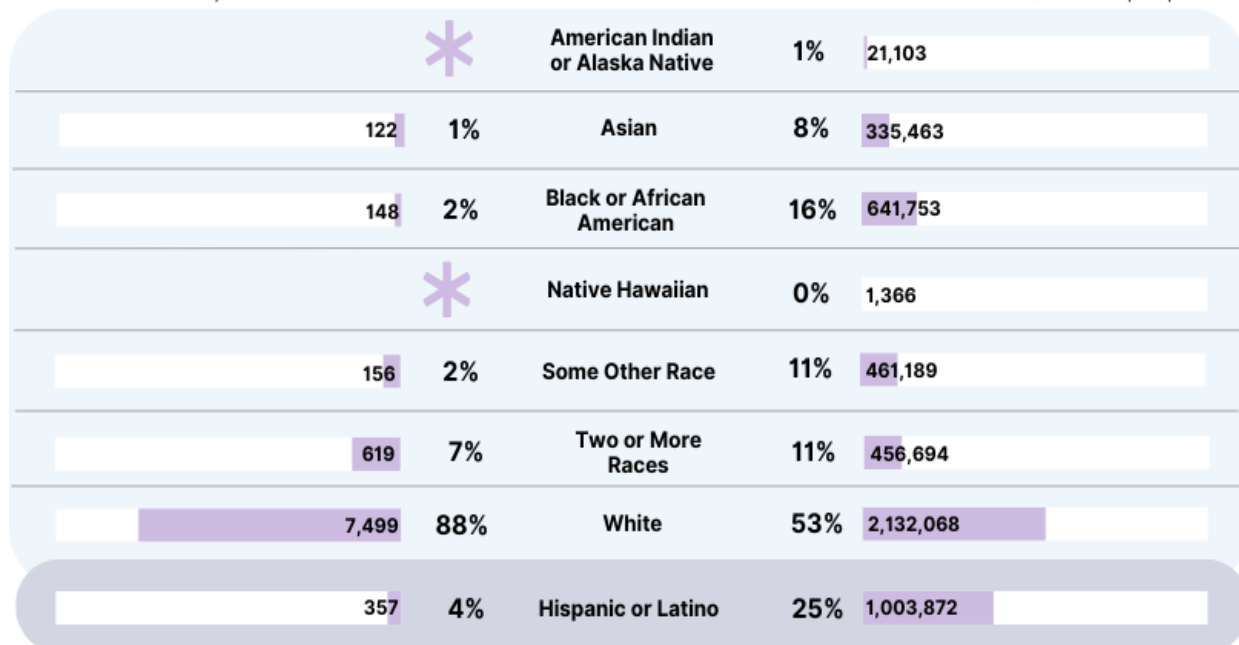
Total Under 18: 4,049,636



## RACE AND ETHNICITY UNDER 18 (5-YEAR ESTIMATES 2022)

Total Under 18: 8,547

Total Under 18: 4,049,636



**Data Source:** U.S. Census Bureau, American Community Survey 5-Year Estimates 2022 Tables B17020

**Footnote:** An asterisk (\*) indicates suppressed data or the absence of available data.



**Council on Children  
and Families**