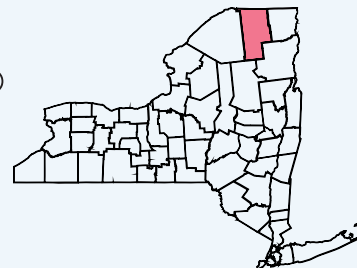


# FRANKLIN COUNTY

## NEW YORK STATE KIDS COUNT®

### 2024 County Snapshot

Examining child poverty, chronic school absence  
and academic performance



## CHILDREN WHO LIVE IN FAMILIES WITH INCOME BELOW FEDERAL POVERTY LEVEL (5-YEAR ESTIMATES 2022)


### Franklin County



### New York State



Total Estimate: 8,994




### All Children

18% 734,756

Total Estimate: 4,049,636

Total Estimate: 793




### American Indian or Alaska Native

28% 6,007

Total Estimate: 21,103

Total Estimate: 84




### Asian

16% 54,334

Total Estimate: 335,463

Total Estimate: 124



### Black or African American

27% 175,740

Total Estimate: 641,753




### Native Hawaiian

29% 401

Total Estimate: 1,366

Total Estimate: 59




### Other Race

28% 131,165

Total Estimate: 461,189

Total Estimate: 507




### Two or More Races

19% 85,698

Total Estimate: 456,694

Total Estimate: 7,427



### White

13% 281,411

Total Estimate: 2,132,068

Total Estimate: 322



### Hispanic

25% 254,831

Total Estimate: 1,003,872

**Data Source:** U.S. Census Bureau, American Community Survey 5-Year Estimates 2022 Tables B17020 A-I

**Numerator:** Estimated children aged 0-17 who live in families with income below poverty level in the past 12 months.

**Denominator (Total Estimate):** Estimated children aged 0-17.

**Footnote:** An asterisk (\*) indicates suppressed data or the absence of available data.



Council on Children  
and Families

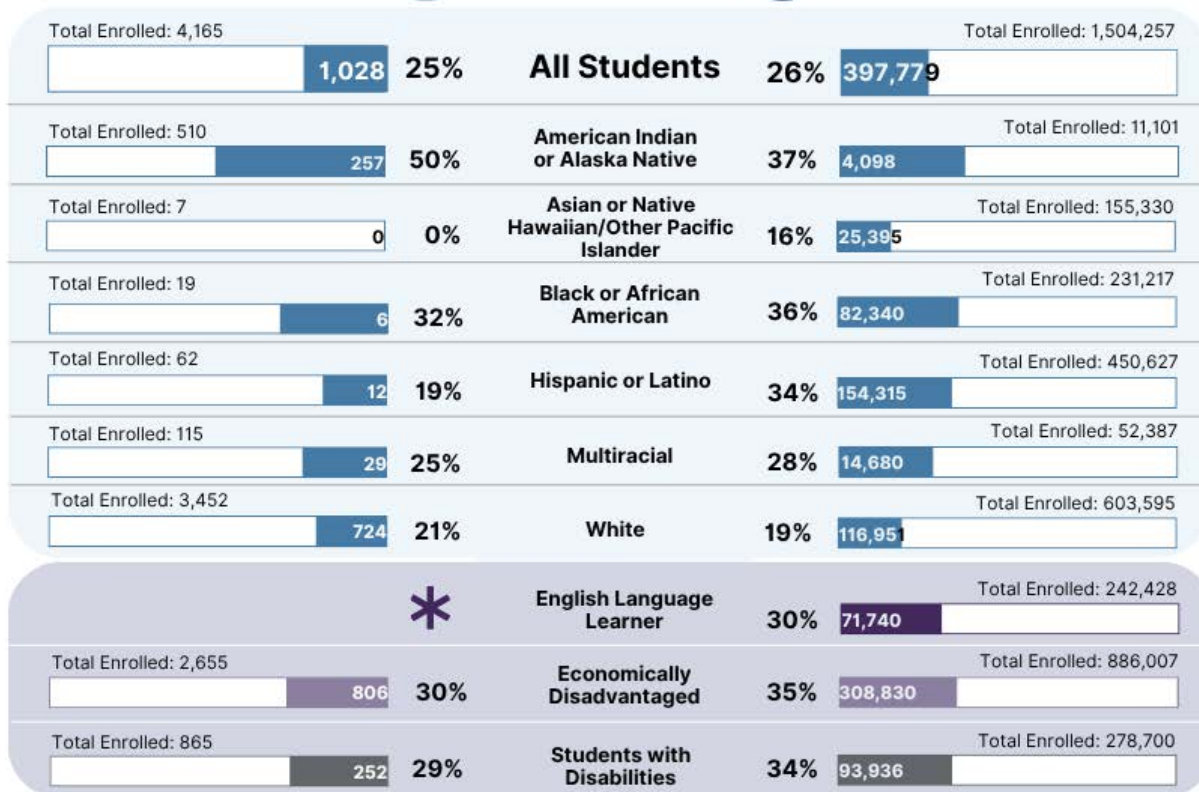
# CHRONIC SCHOOL ABSENTEEISM (2022-2023)

## ELEMENTARY/MIDDLE SCHOOL GRADES 1-8

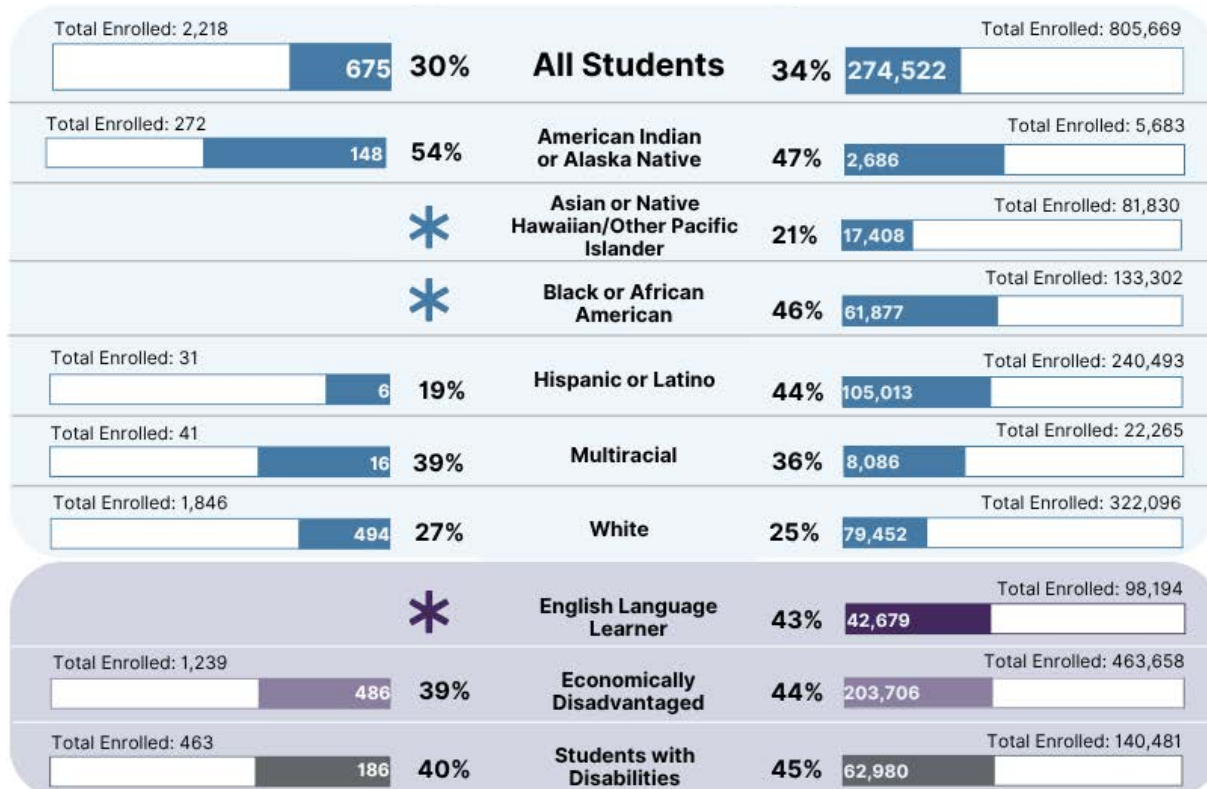
Franklin County



New York State



## HIGH SCHOOL GRADES 9-12



**Data Source:** New York State Education Department.

**Numerator:** Chronic absent count of students in grades 1-8 and chronic absent count of students in grades 9-12.

**Denominator:** Total students enrolled in grades 1-8 and total students enrolled in grades 9-12.

**Footnote:** An asterisk (\*) indicates suppressed data or the absence of available data.

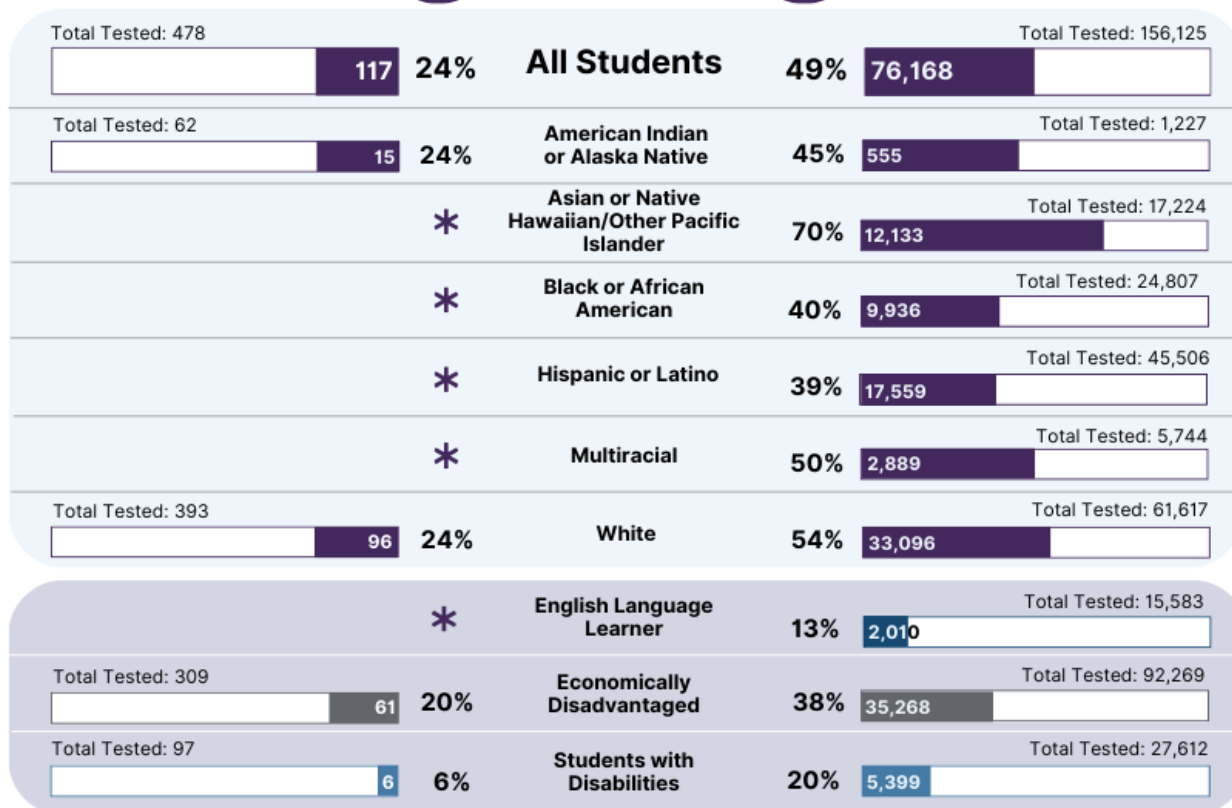
# PROFICIENCY RATES (2022-2023)

## 4TH GRADE READING

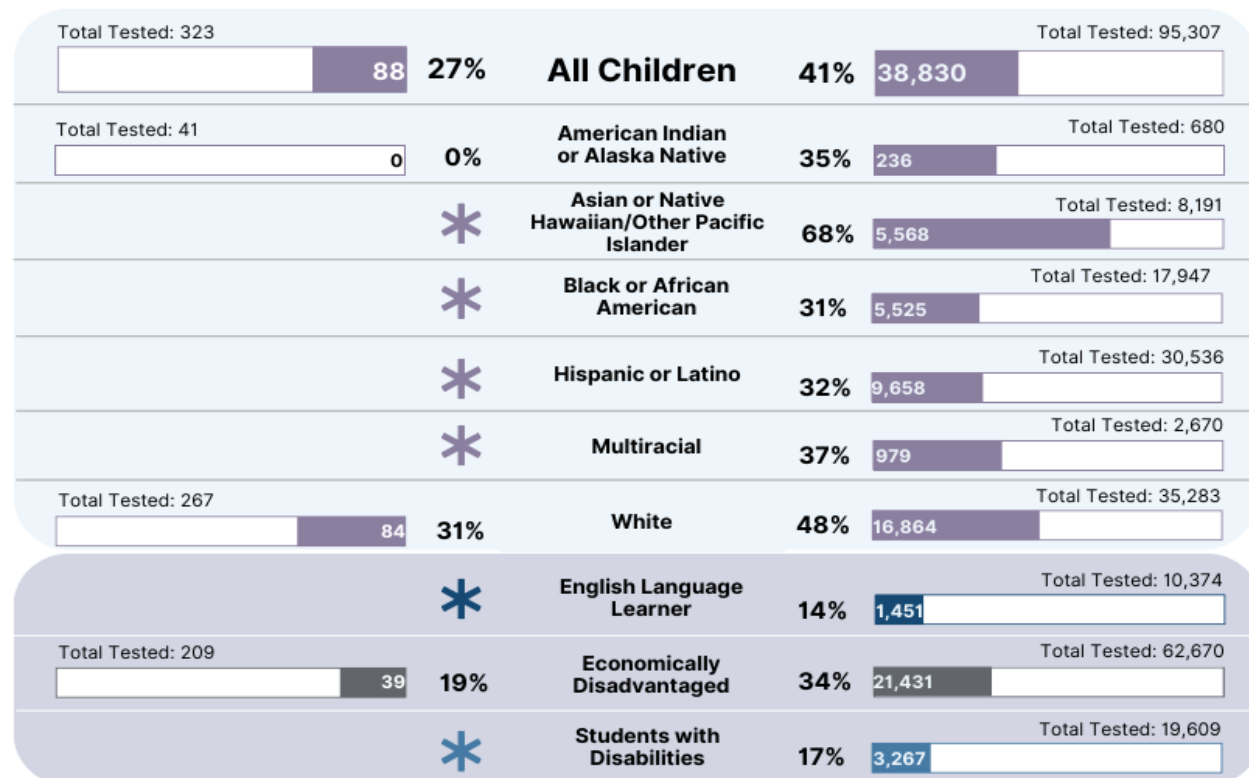
Franklin County



New York State



## 8TH GRADE MATH



**Data Source:** New York State Education Department.

**Numerator:** Number of students scored at or above the proficient level in grade 4 Reading test and grade 8 Mathematics test.

**Denominator:** Total students in grade 4 who took the NAEP Reading test and total students in grade 8 who took the Mathematics test.

**Footnote:** An asterisk (\*) indicates suppressed data or the absence of available data.

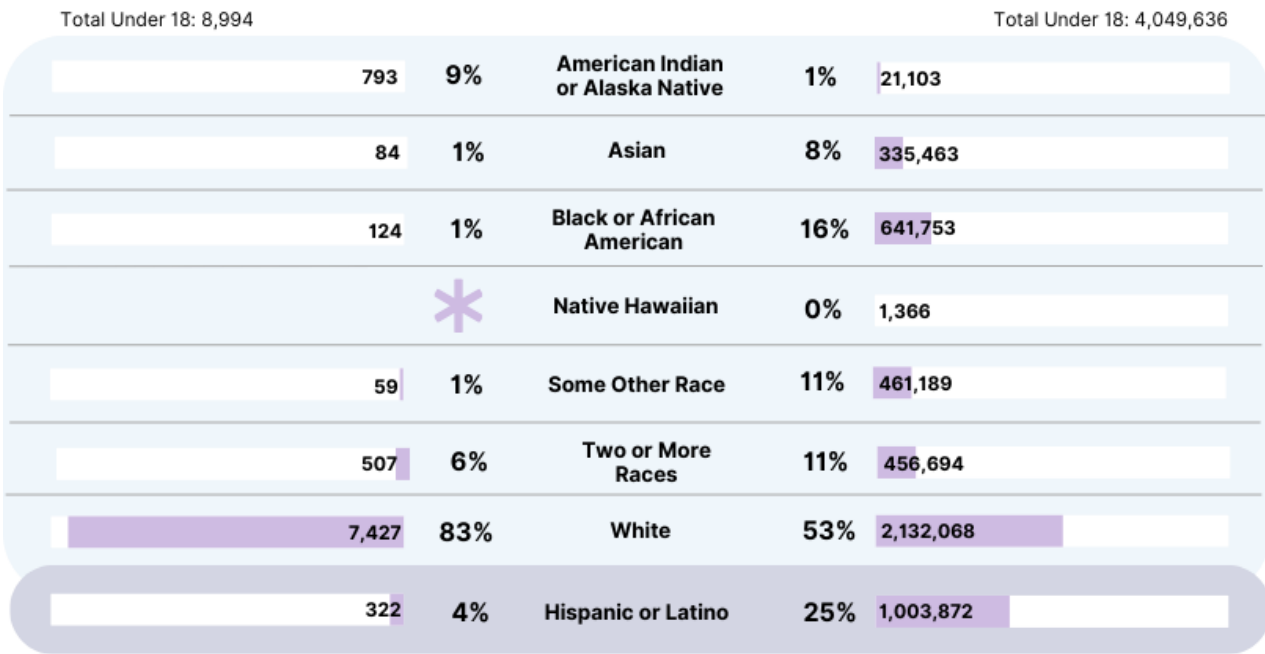
# CHILD POPULATION DEMOGRAPHICS



## AGE DISTRIBUTION UNDER 18 (5-YEAR ESTIMATES 2022)



## RACE AND ETHNICITY UNDER 18 (5-YEAR ESTIMATES 2022)



**Data Source:** U.S. Census Bureau, American Community Survey 5-Year Estimates 2022 Tables B17020  
**Footnote:** An asterisk (\*) indicates suppressed data or the absence of available data.