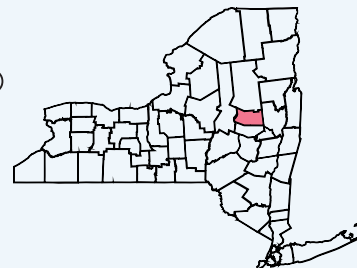


FULTON COUNTY

NEW YORK STATE KIDS COUNT®

2024 County Snapshot

Examining child poverty, chronic school absence
and academic performance



CHILDREN WHO LIVE IN FAMILIES WITH INCOME BELOW FEDERAL POVERTY LEVEL (5-YEAR ESTIMATES 2022)

Fulton County



New York State

Total Estimate: 10,302

Total Estimate: 4,049,636

1,715 17%

ALL CHILDREN

18% 734,756

Total Estimate: 9

Total Estimate: 21,103

0

0%

American Indian or Alaska Native

28%

6,007

Total Estimate: 111

Total Estimate: 335,463

0

0%

Asian

16%

54,334

Total Estimate: 55

Total Estimate: 641,753

55

100%

Black or African American

27%

175,740

*

Native Hawaiian

29%

401

Total Estimate: 154

Total Estimate: 461,189

35

23%

Other Race

28%

131,165

Total Estimate: 1,300

Total Estimate: 456,694

138

11%

Two or More Races

19%

85,698

Total Estimate: 8,673

Total Estimate: 2,132,068

1,487

17%

White

13%

281,411

Total Estimate: 765

Total Estimate: 1,003,872

111

15%

Hispanic

25%

254,831

Data Source: U.S. Census Bureau, American Community Survey 5-Year Estimates 2022 Tables B17020 A-I

Numerator: Estimated children aged 0-17 who live in families with income below poverty level in the past 12 months.

Denominator (Total Estimate): Estimated children aged 0-17.

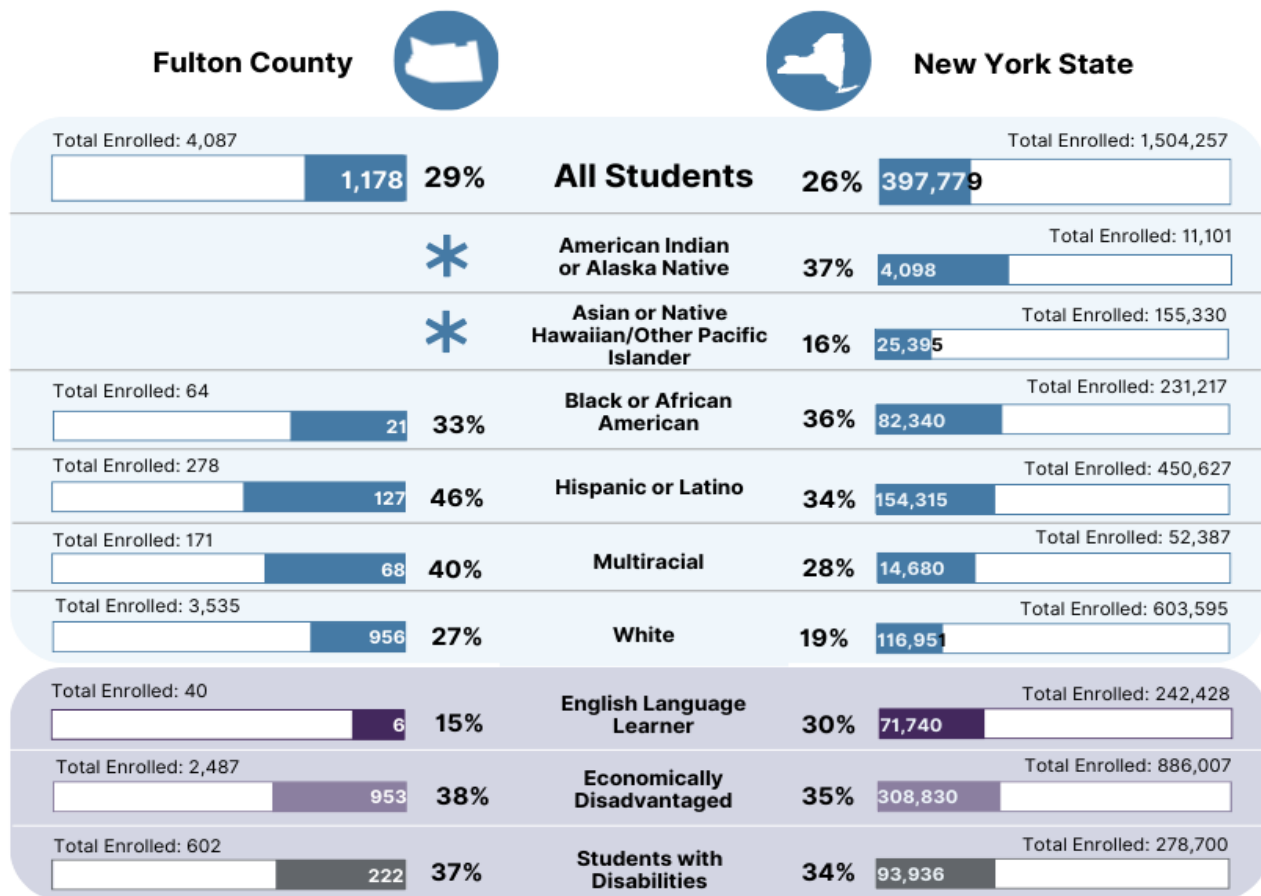
Footnote: An asterisk (*) indicates suppressed data or the absence of available data.



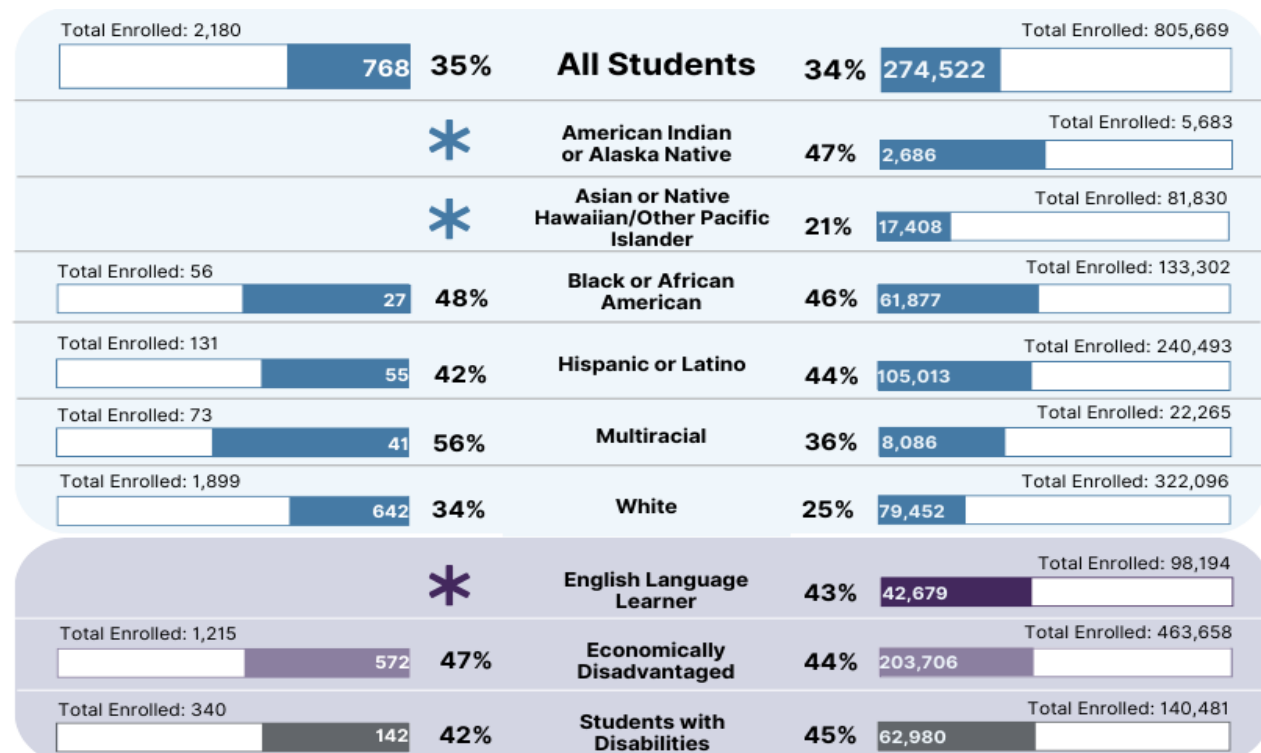
Council on Children
and Families

CHRONIC SCHOOL ABSENTEEISM (2022-2023)

ELEMENTARY/MIDDLE SCHOOL GRADES 1-8



HIGH SCHOOL GRADES 9-12



Data Source: New York State Education Department.

Numerator: Chronic absent count of students in grades 1-8 and chronic absent count of students in grades 9-12.

Denominator: Total students enrolled in grades 1-8 and total students enrolled in grades 9-12.

Footnote: An asterisk (*) indicates suppressed data or the absence of available data.

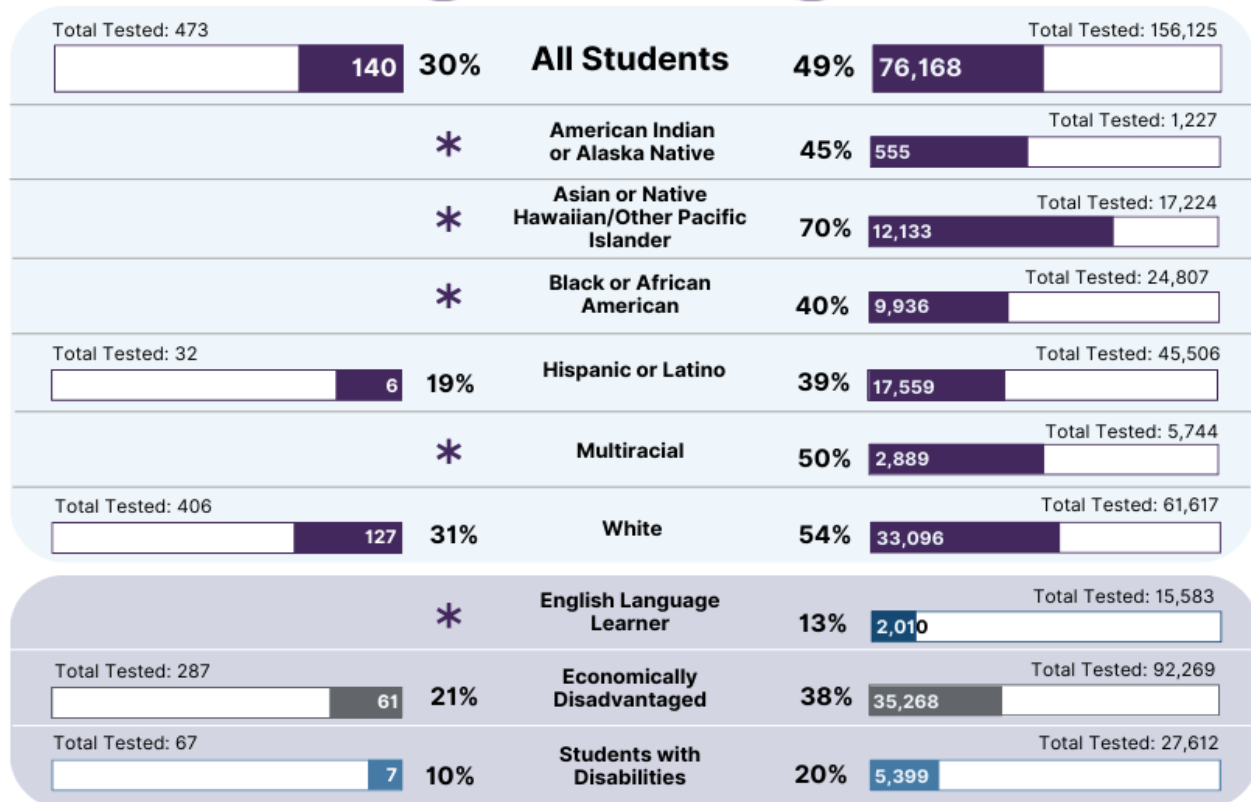
PROFICIENCY RATES (2022-2023)

4TH GRADE READING

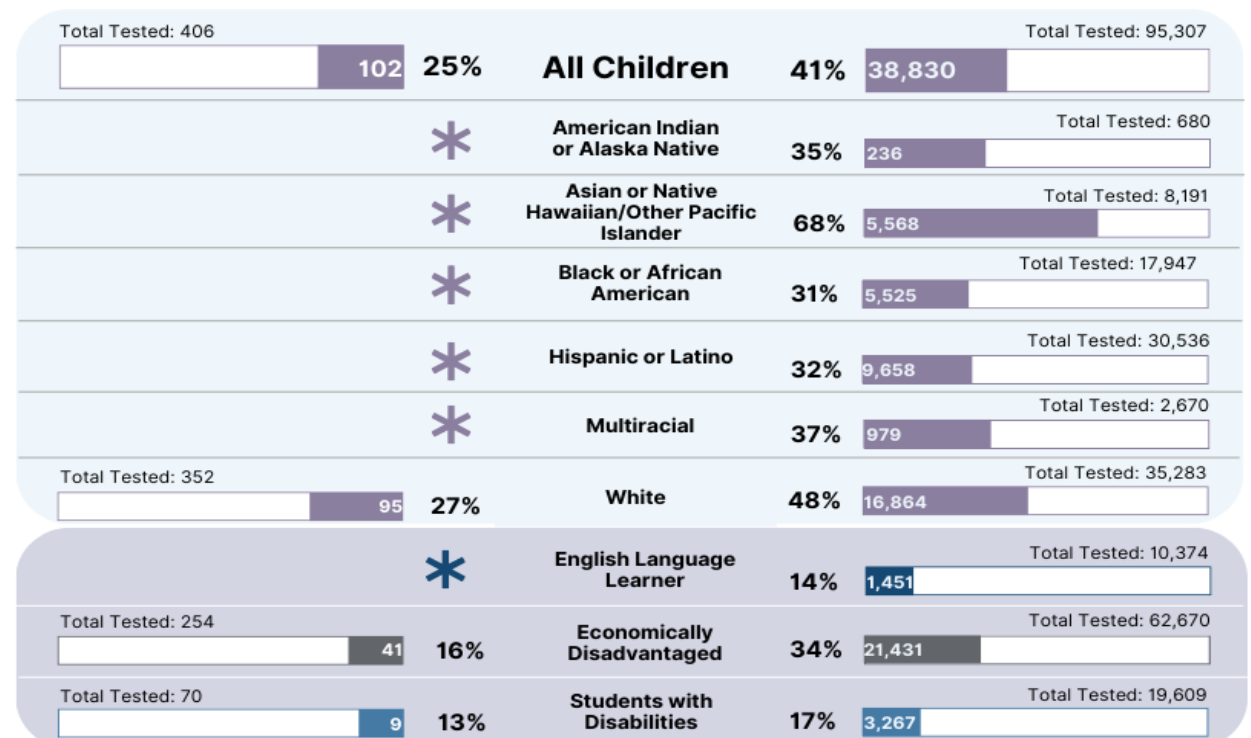
Fulton County



New York State



8TH GRADE MATH



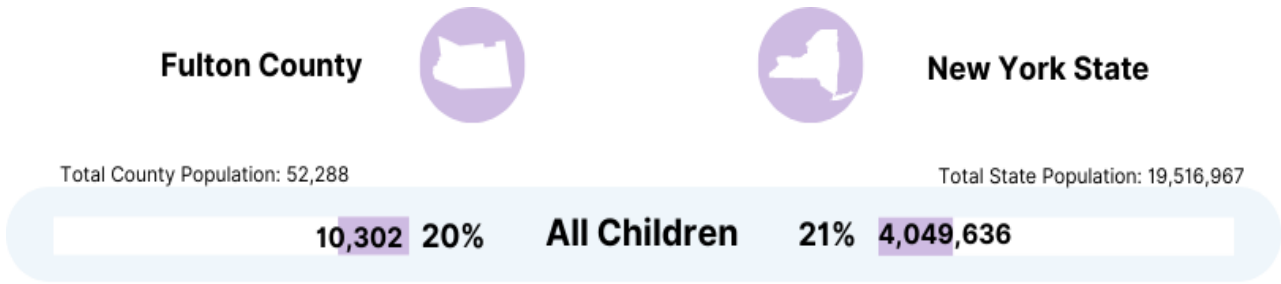
Data Source: New York State Education Department.

Numerator: Number of students scored at or above the proficient level in grade 4 Reading test and grade 8 Mathematics test.

Denominator: Total students in grade 4 who took the NAEP Reading test and total students in grade 8 who took the Mathematics test.

Footnote: An asterisk (*) indicates suppressed data or the absence of available data.

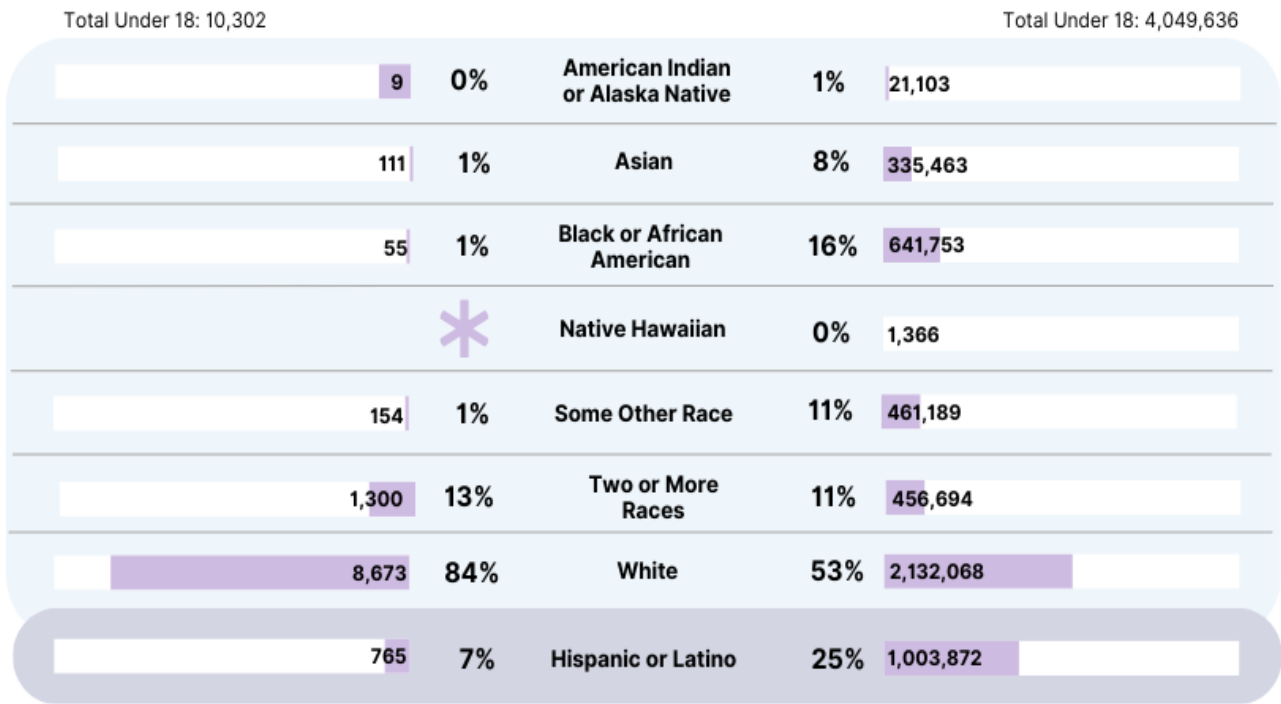
CHILD POPULATION DEMOGRAPHICS



AGE DISTRIBUTION UNDER 18 (5-YEAR ESTIMATES 2022)



RACE AND ETHNICITY UNDER 18 (5-YEAR ESTIMATES 2022)



Data Source: U.S. Census Bureau, American Community Survey 5-Year Estimates 2022 Tables B17020
Footnote: An asterisk (*) indicates suppressed data or the absence of available data.