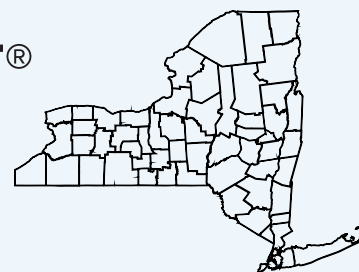


# NEW YORK COUNTY

## NEW YORK STATE KIDS COUNT®

### 2024 County Snapshot

Examining child poverty, chronic school absence and academic performance



## CHILDREN WHO LIVE IN FAMILIES WITH INCOME BELOW FEDERAL POVERTY LEVEL (5-YEAR ESTIMATES 2022)

### New York County



### New York State



Total Estimate: 232,944	45,710	20%	All Children	18%	734,756	Total Estimate: 4,049,636
Total Estimate: 1,760	714	41%	American Indian or Alaska Native	28%	6,007	Total Estimate: 21,103
Total Estimate: 18,579	2,506	13%	Asian	16%	54,334	Total Estimate: 335,463
Total Estimate: 40,455	14,165	35%	Black or African American	27%	175,740	Total Estimate: 641,753
Total Estimate: 69	0	0%	Native Hawaiian	29%	401	Total Estimate: 1,366
Total Estimate: 39,462	13,617	35%	Other Race	28%	131,165	Total Estimate: 461,189
Total Estimate: 36,437	8,161	22%	Two or More Races	19%	85,698	Total Estimate: 456,694
Total Estimate: 96,182	6,547	7%	White	13%	281,411	Total Estimate: 2,132,068
Total Estimate: 80,116	25,901	32%	Hispanic	25%	254,831	Total Estimate: 1,003,872

**Data Source:** U.S. Census Bureau, American Community Survey 5-Year Estimates 2022 Tables B17020 A-I

**Numerator:** Estimated children aged 0-17 who live in families with income below poverty level in the past 12 months.

**Denominator (Total Estimate):** Estimated children aged 0-17.

**Footnote:** An asterisk (\*) indicates suppressed data or the absence of available data.



Council on Children  
and Families

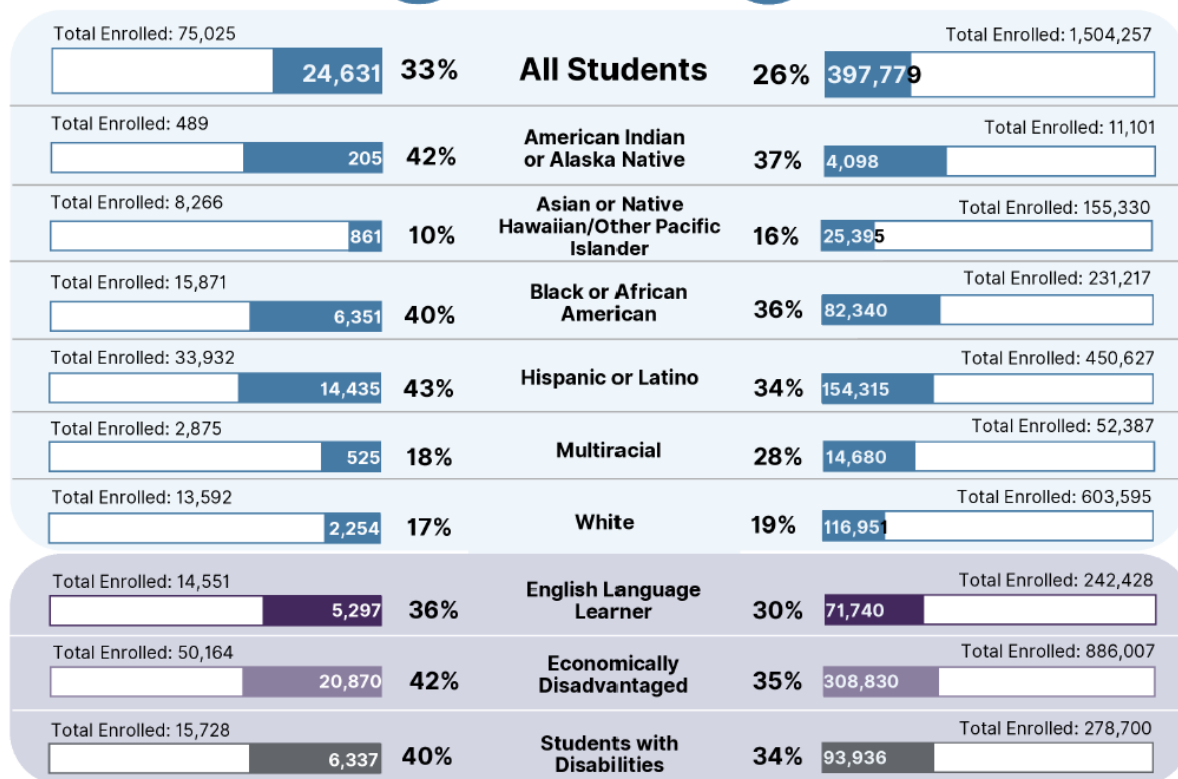
# CHRONIC SCHOOL ABSENTEEISM (2022-2023)

## ELEMENTARY/MIDDLE SCHOOL GRADES 1-8

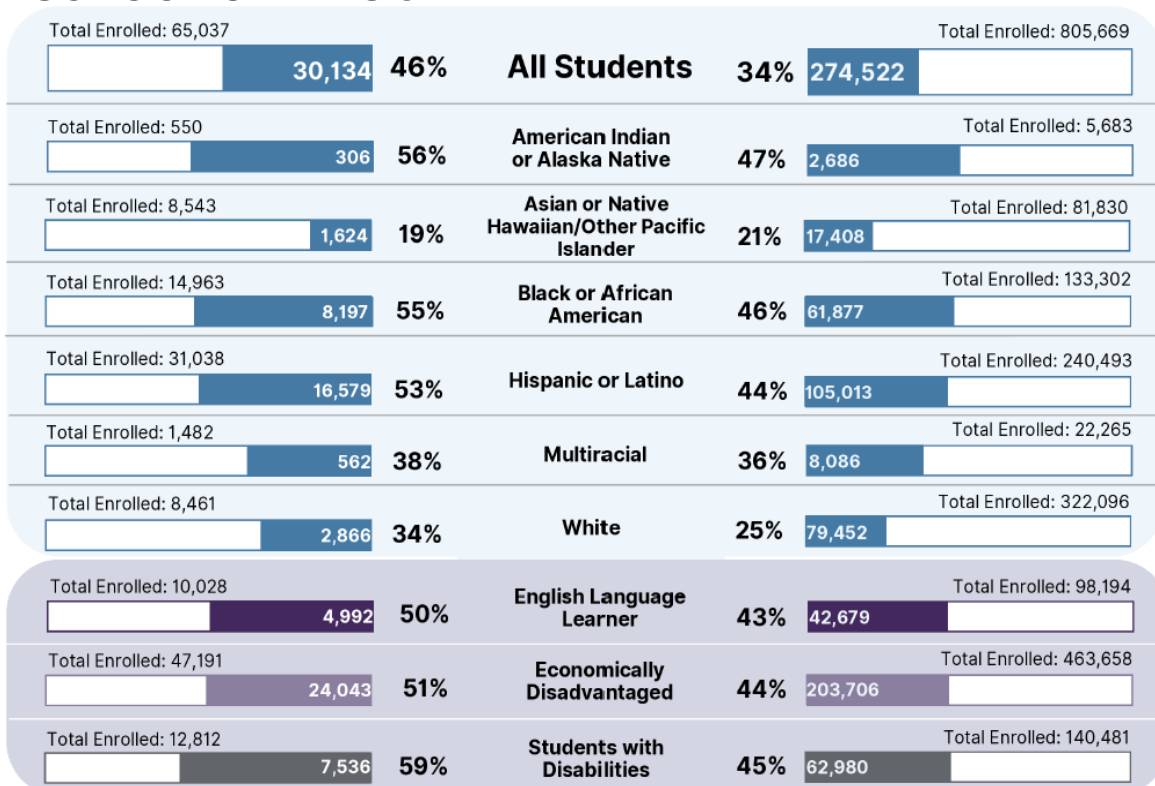
New York County



New York State



## HIGH SCHOOL GRADES 9-12



**Data Source:** New York State Education Department.

**Numerator:** Chronic absent count of students in grades 1-8 and chronic absent count of students in grades 9-12.

**Denominator:** Total students enrolled in grades 1-8 and total students enrolled in grades 9-12.

**Footnote:** An asterisk (\*) indicates suppressed data or the absence of available data.

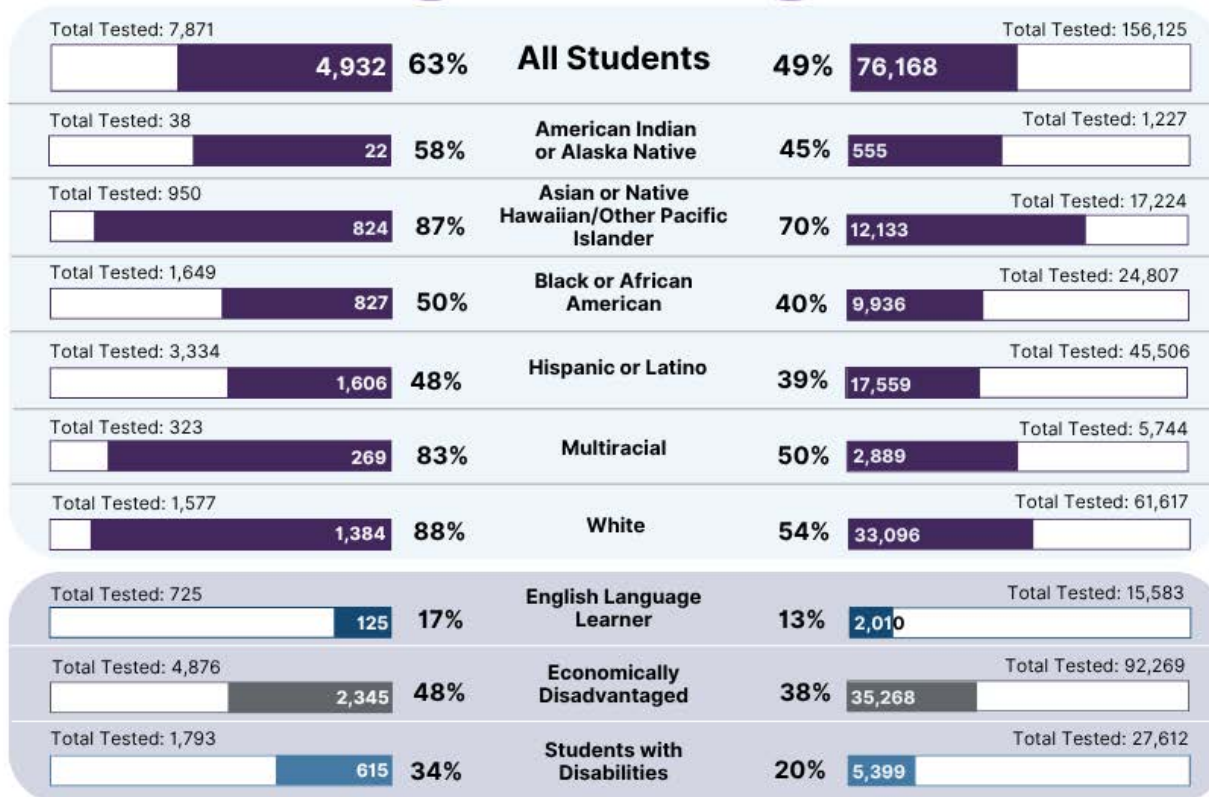
# PROFICIENCY RATES (2022-2023)

## 4TH GRADE READING

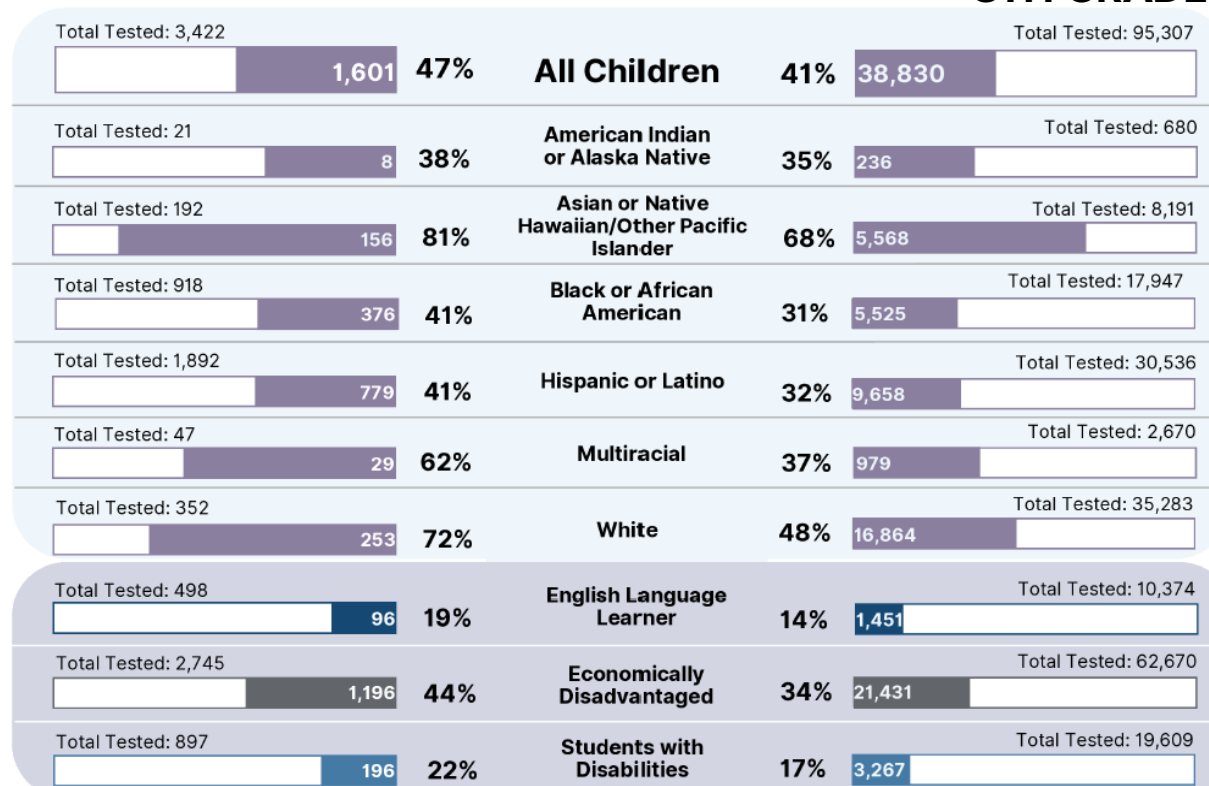
### New York County



### New York State



## 8TH GRADE MATH



**Data Source:** New York State Education Department.

**Numerator:** Number of students scored at or above the proficient level in grade 4 Reading test and grade 8 Mathematics test.

**Denominator:** Total students in grade 4 who took the NAEP Reading test and total students in grade 8 who took the Mathematics test.

**Footnote:** An asterisk (\*) indicates suppressed data or the absence of available data.

# CHILD POPULATION DEMOGRAPHICS

## New York County



Total County Population: 1,599,733



## New York State

Total State Population: 19,516,967

232,944 15%

All Children

21%

4,049,636

## AGE DISTRIBUTION UNDER 18 (5-YEAR ESTIMATES 2022)

Total Under 18: 232,944

Total Under 18: 4,049,636

85,112 37%

Under Age 6

32%

1,308,805

74,562 32%

Age 6 to 11

33%

1,331,829

73,270 31%

Age 12 to 17

35%

1,409,002

## RACE AND ETHNICITY UNDER 18 (5-YEAR ESTIMATES 2022)

Total Under 18: 232,944

Total Under 18: 4,049,636

1,760 1%

American Indian or Alaska Native

1%

21,103

18,579 8%

Asian

8%

335,463

40,455 17%

Black or African American

16%

641,753

69 0%

Native Hawaiian

0%

1,366

39,462 17%

Some Other Race

11%

461,189

36,437 16%

Two or More Races

11%

456,694

96,182 41%

White

53%

2,132,068

80,116 34%

Hispanic or Latino

25%

1,003,872

**Data Source:** U.S. Census Bureau, American Community Survey 5-Year Estimates 2022 Tables B17020

**Footnote:** An asterisk (\*) indicates suppressed data or the absence of available data.



Council on Children  
and Families