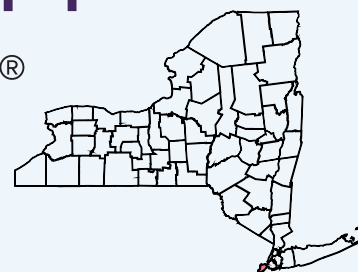


RICHMOND COUNTY

NEW YORK STATE KIDS COUNT®

2024 County Snapshot

Examining child poverty, chronic school absence and academic performance



CHILDREN WHO LIVE IN FAMILIES WITH INCOME BELOW FEDERAL POVERTY LEVEL (5-YEAR ESTIMATES 2022)

Richmond County



New York State



Total Estimate: 105,641	14,368	14%	All Children	18%	734,756	Total Estimate: 4,049,636
Total Estimate: 309	0	0%	American Indian or Alaska Native	28%	6,007	Total Estimate: 21,103
Total Estimate: 11,475	1,931	17%	Asian	16%	54,334	Total Estimate: 335,463
Total Estimate: 12,280	3,720	30%	Black or African American	27%	175,740	Total Estimate: 641,753
Total Estimate: 46	0	0%	Native Hawaiian	29%	401	Total Estimate: 1,366
Total Estimate: 6,046	1,283	21%	Other Race	28%	131,165	Total Estimate: 461,189
Total Estimate: 11,954	1,708	14%	Two or More Races	19%	85,698	Total Estimate: 456,694
Total Estimate: 63,531	5,726	9%	White	13%	281,411	Total Estimate: 2,132,068
Total Estimate: 26,268	4,591	17%	Hispanic	25%	254,831	Total Estimate: 1,003,872

Data Source: U.S. Census Bureau, American Community Survey 5-Year Estimates 2022 Tables B17020 A-I

Numerator: Estimated children aged 0-17 who live in families with income below poverty level in the past 12 months.

Denominator (Total Estimate): Estimated children aged 0-17.

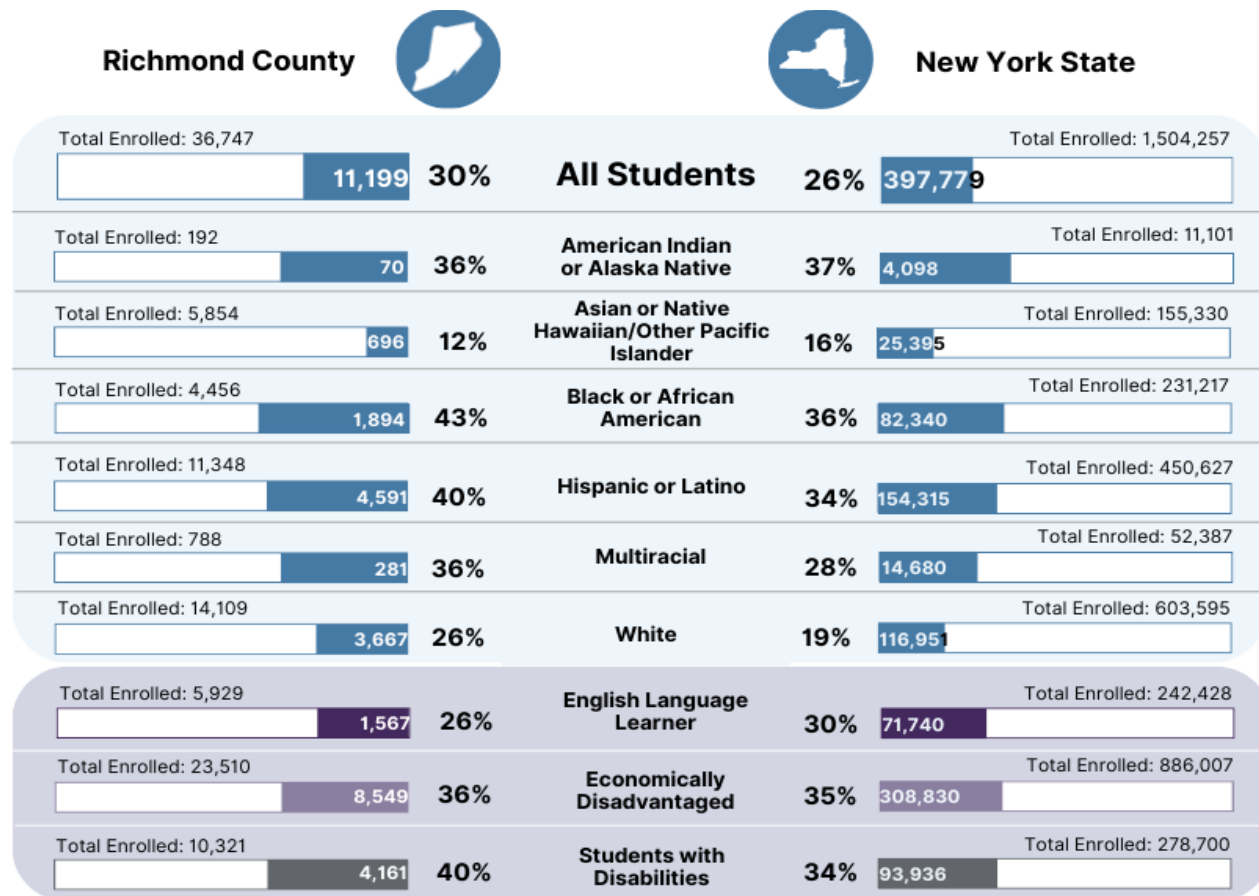
Footnote: An asterisk (*) indicates suppressed data or the absence of available data.



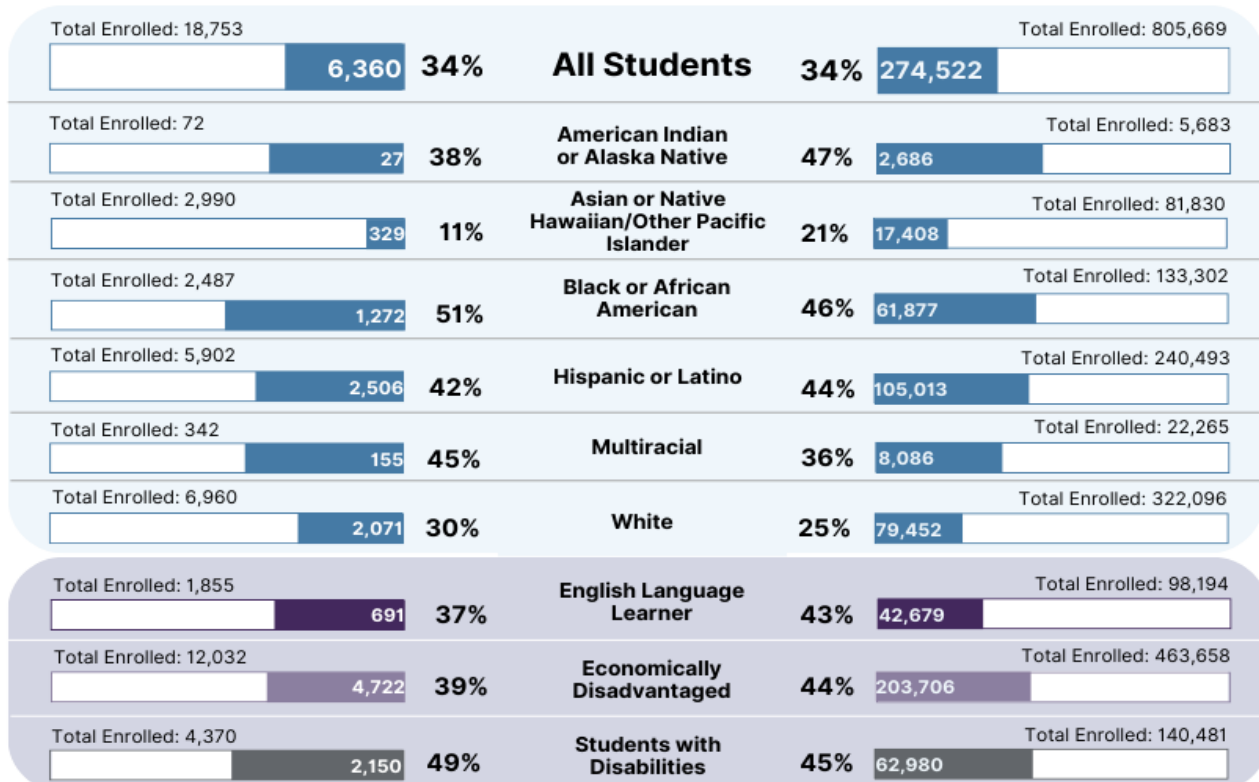
Council on Children
and Families

CHRONIC SCHOOL ABSENTEEISM (2022-2023)

ELEMENTARY/MIDDLE SCHOOL GRADES 1-8



HIGH SCHOOL GRADES 9-12



Data Source: New York State Education Department.

Numerator: Chronic absent count of students in grades 1-8 and chronic absent count of students in grades 9-12.

Denominator: Total students enrolled in grades 1-8 and total students enrolled in grades 9-12.

Footnote: An asterisk (*) indicates suppressed data or the absence of available data.

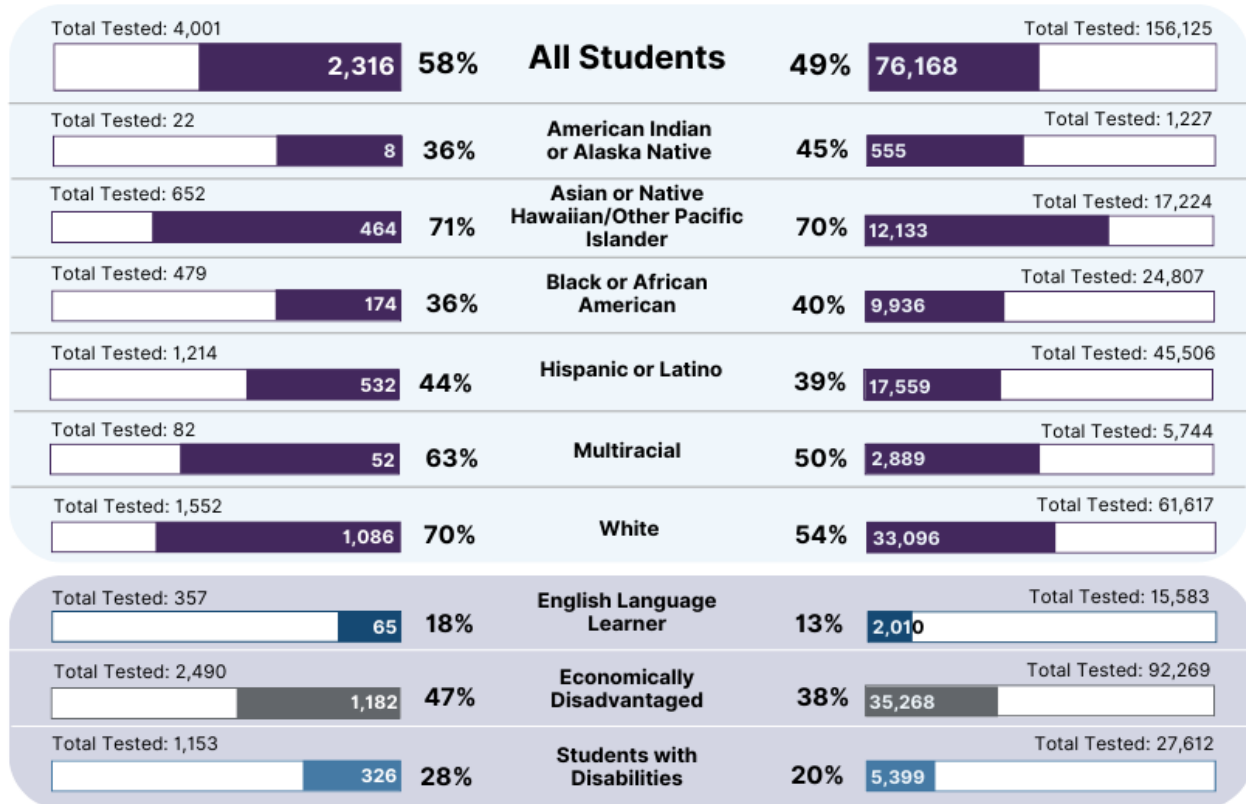
PROFICIENCY RATES (2022-2023)

4TH GRADE READING

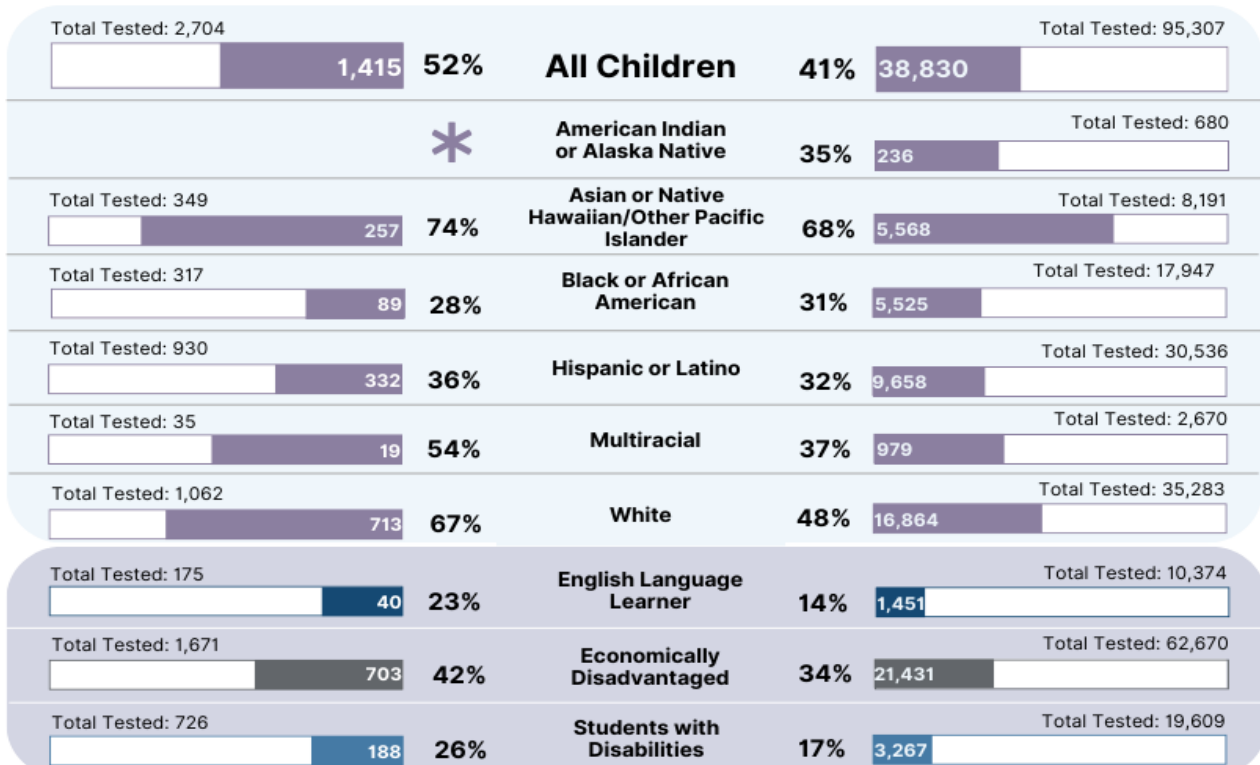
Richmond County



New York State



8TH GRADE MATH



Data Source: New York State Education Department.

Numerator: Number of students scored at or above the proficient level in grade 4 Reading test and grade 8 Mathematics test.

Denominator: Total students in grade 4 who took the NAEP Reading test and total students in grade 8 who took the Mathematics test.

Footnote: An asterisk (*) indicates suppressed data or the absence of available data.

CHILD POPULATION DEMOGRAPHICS

Richmond County



Total County Population: 487,849

New York State



Total State Population: 19,516,967

105,641 22%

All Children

21% 4,049,636

AGE DISTRIBUTION UNDER 18 (5-YEAR ESTIMATES 2022)

Total Under 18: 105,641

Total Under 18: 4,049,636

31,941 30%

Under Age 6

32% 1,308,805

35,743 34%

Age 6 to 11

33% 1,331,829

37,957 36%

Age 12 to 17

35% 1,409,002

RACE AND ETHNICITY UNDER 18 (5-YEAR ESTIMATES 2022)

Total Under 18: 105,641

Total Under 18: 4,049,636

309 0%

American Indian
or Alaska Native

1% 21,103

11,475 11%

Asian

8% 335,463

12,280 12%

Black or African
American

16% 641,753

46 0%

Native Hawaiian

0% 1,366

6,046 6%

Some Other Race

11% 461,189

11,954 11%

Two or More
Races

11% 456,694

63,531 60%

White

53% 2,132,068

26,268 25%

Hispanic or Latino

25% 1,003,872

Data Source: U.S. Census Bureau, American Community Survey 5-Year Estimates 2022 Tables B17020

Footnote: An asterisk (*) indicates suppressed data or the absence of available data.



Council on Children
and Families