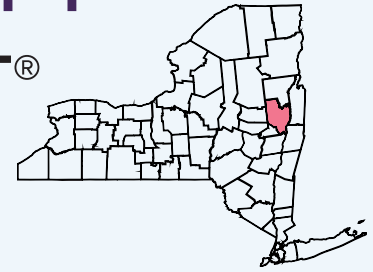


SARATOGA COUNTY

NEW YORK STATE KIDS COUNT®

2024 County Snapshot

Examining child poverty, chronic school absence and academic performance



CHILDREN WHO LIVE IN FAMILIES WITH INCOME BELOW FEDERAL POVERTY LEVEL (5-YEAR ESTIMATES 2022)

Saratoga County



New York State



Total Estimate: 45,125

3,175

7%

All Children

18%

734,756

Total Estimate: 4,049,636

Total Estimate: 59

47

80%

American Indian or Alaska Native

28%

6,007

Total Estimate: 21,103

Total Estimate: 1,516

21

1%

Asian

16%

54,334

Total Estimate: 335,463

Total Estimate: 770

175

23%

Black or African American

27%

175,740

Total Estimate: 641,753

Total Estimate: 13

0

0%

Native Hawaiian

29%

401

Total Estimate: 1,366

Total Estimate: 544

83

15%

Other Race

28%

131,165

Total Estimate: 461,189

Total Estimate: 3,812

356

9%

Two or More Races

19%

85,698

Total Estimate: 456,694

Total Estimate: 38,411

2,493

6%

White

13%

281,411

Total Estimate: 2,132,068

Total Estimate: 2,381

404

17%

Hispanic

25%

254,831

Total Estimate: 1,003,872

Data Source: U.S. Census Bureau, American Community Survey 5-Year Estimates 2022 Tables B17020 A-I

Numerator: Estimated children aged 0-17 who live in families with income below poverty level in the past 12 months.

Denominator (Total Estimate): Estimated children aged 0-17.

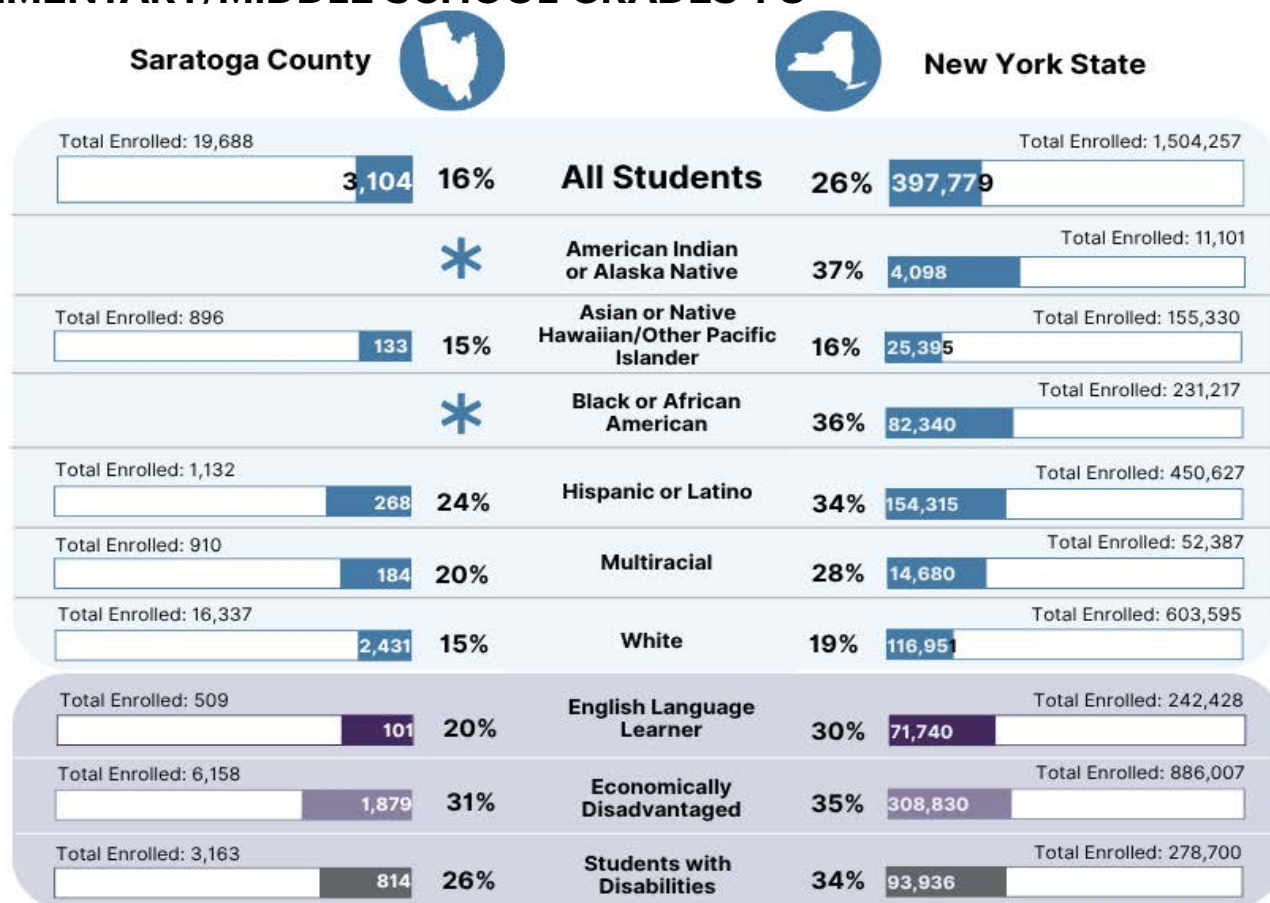
Footnote: An asterisk (*) indicates suppressed data or the absence of available data.



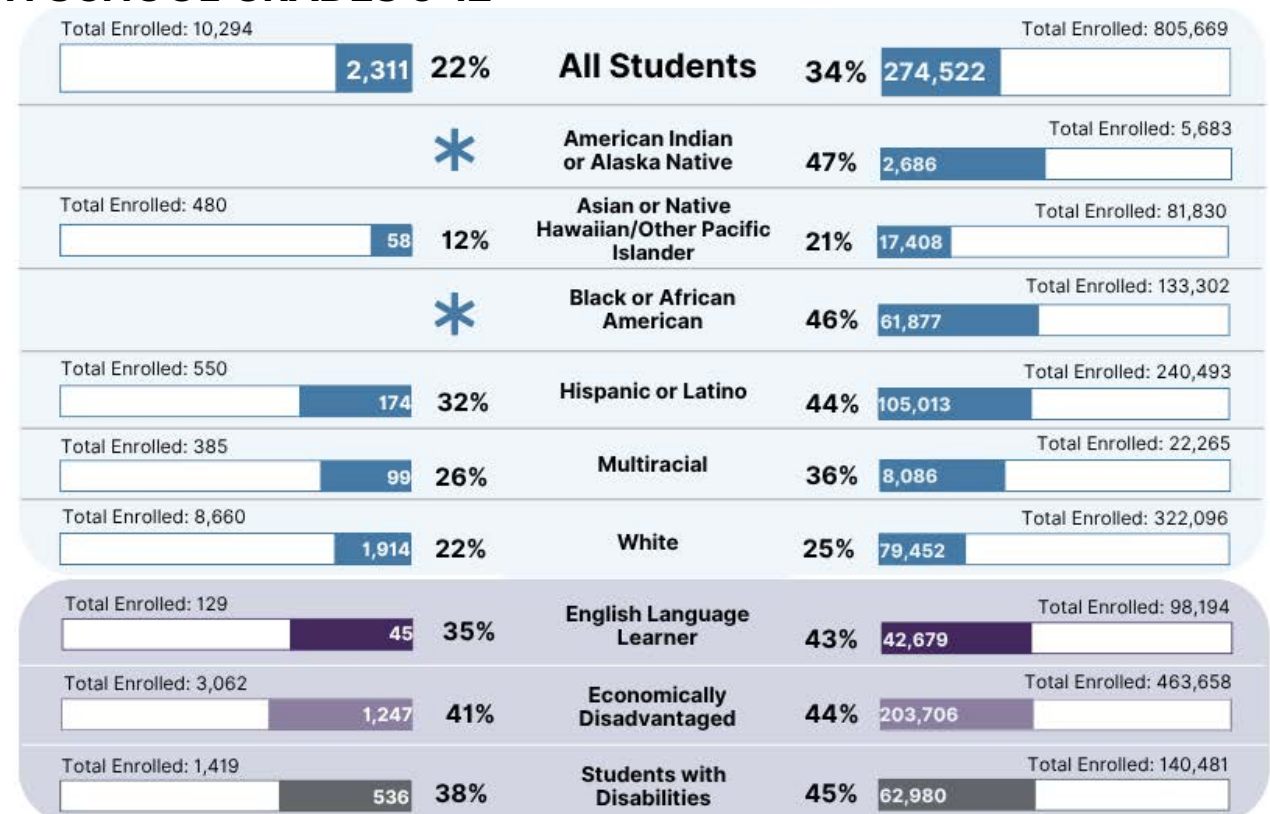
Council on Children
and Families

CHRONIC SCHOOL ABSENTEEISM (2022-2023)

ELEMENTARY/MIDDLE SCHOOL GRADES 1-8



HIGH SCHOOL GRADES 9-12



Data Source: New York State Education Department.

Numerator: Chronic absent count of students in grades 1-8 and chronic absent count of students in grades 9-12.

Denominator: Total students enrolled in grades 1-8 and total students enrolled in grades 9-12.

Footnote: An asterisk (*) indicates suppressed data or the absence of available data.

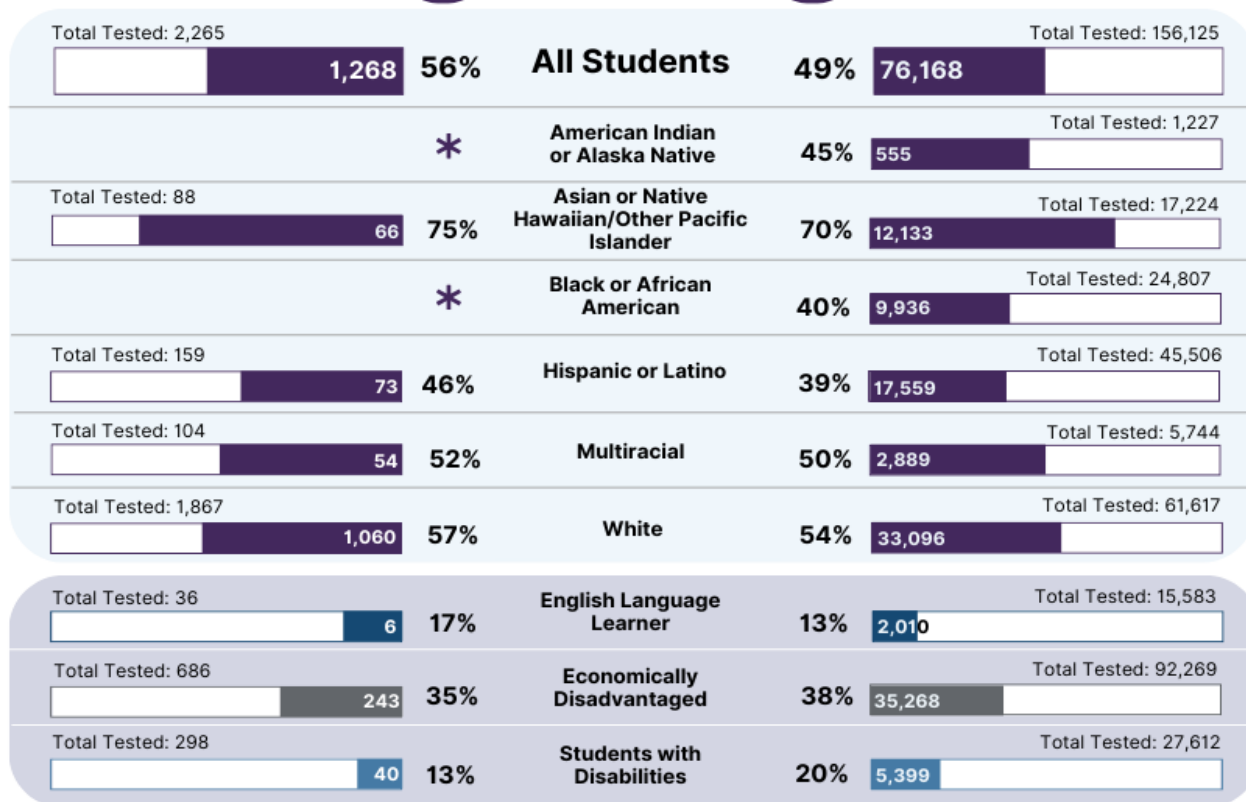
PROFICIENCY RATES (2022-2023)

4TH GRADE READING

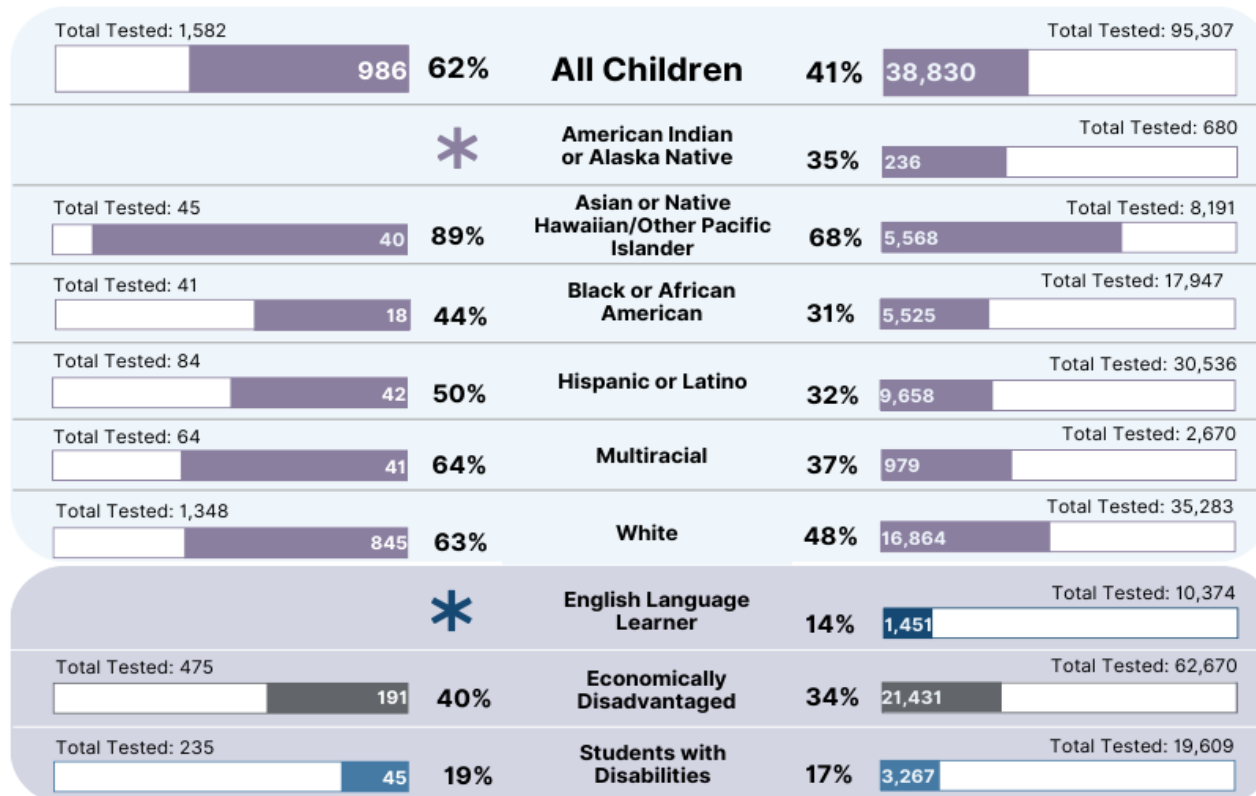
Saratoga County



New York State



8TH GRADE MATH



Data Source: New York State Education Department.

Numerator: Number of students scored at or above the proficient level in grade 4 Reading test and grade 8 Mathematics test.

Denominator: Total students in grade 4 who took the NAEP Reading test and total students in grade 8 who took the Mathematics test.

Footnote: An asterisk (*) indicates suppressed data or the absence of available data.

CHILD POPULATION DEMOGRAPHICS

Saratoga County



Total County Population: 232,775



New York State

Total State Population: 19,516,967

45,125 19%

All Children

21%

4,049,636

AGE DISTRIBUTION UNDER 18 (5-YEAR ESTIMATES 2022)

Total Under 18: 45,125

Total Under 18: 4,049,636

13,380 30%

Under Age 6

32%

1,308,805

15,622 35%

Age 6 to 11

33%

1,331,829

16,123 36%

Age 12 to 17

35%

1,409,002

RACE AND ETHNICITY UNDER 18 (5-YEAR ESTIMATES 2022)

Total Under 18: 45,125

Total Under 18: 4,049,636

59 0%

American Indian
or Alaska Native

1%

21,103

1,516 3%

Asian

8%

335,463

770 2%

Black or African
American

16%

641,753

13 0%

Native Hawaiian

0%

1,366

544 1%

Some Other Race

11%

461,189

3,812 8%

Two or More
Races

11%

456,694

38,411 85%

White

53%

2,132,068

2,381 5%

Hispanic or Latino

25%

1,003,872

Data Source: U.S. Census Bureau, American Community Survey 5-Year Estimates 2022 Tables B17020

Footnote: An asterisk (*) indicates suppressed data or the absence of available data.



Council on Children
and Families