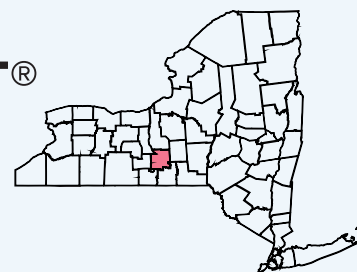


TOMPKINS COUNTY

NEW YORK STATE KIDS COUNT®

2024 County Snapshot

Examining child poverty, chronic school absence and academic performance



CHILDREN WHO LIVE IN FAMILIES WITH INCOME BELOW FEDERAL POVERTY LEVEL (5-YEAR ESTIMATES 2022)


Tompkins County



New York State



Total Estimate: 14,130




11%


All Children

18%

Total Estimate: 4,049,636



Total Estimate: 25




0%


American Indian or Alaska Native

28%

Total Estimate: 21,103



Total Estimate: 785




5%


Asian

16%

Total Estimate: 335,463



Total Estimate: 759




42%

Black or African American

27%


Total Estimate: 641,753




Native Hawaiian

29%

Total Estimate: 1,366



Total Estimate: 135




30%


Other Race

28%

Total Estimate: 461,189



Total Estimate: 1,989

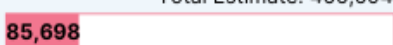


17%

Two or More Races

19%

Total Estimate: 456,694



Total Estimate: 10,437

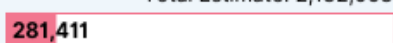


8%


White

13%

Total Estimate: 2,132,068



Total Estimate: 1,026



38%

Hispanic

25%

Total Estimate: 1,003,872



Data Source: U.S. Census Bureau, American Community Survey 5-Year Estimates 2022 Tables B17020 A-I

Numerator: Estimated children aged 0-17 who live in families with income below poverty level in the past 12 months.

Denominator (Total Estimate): Estimated children aged 0-17.

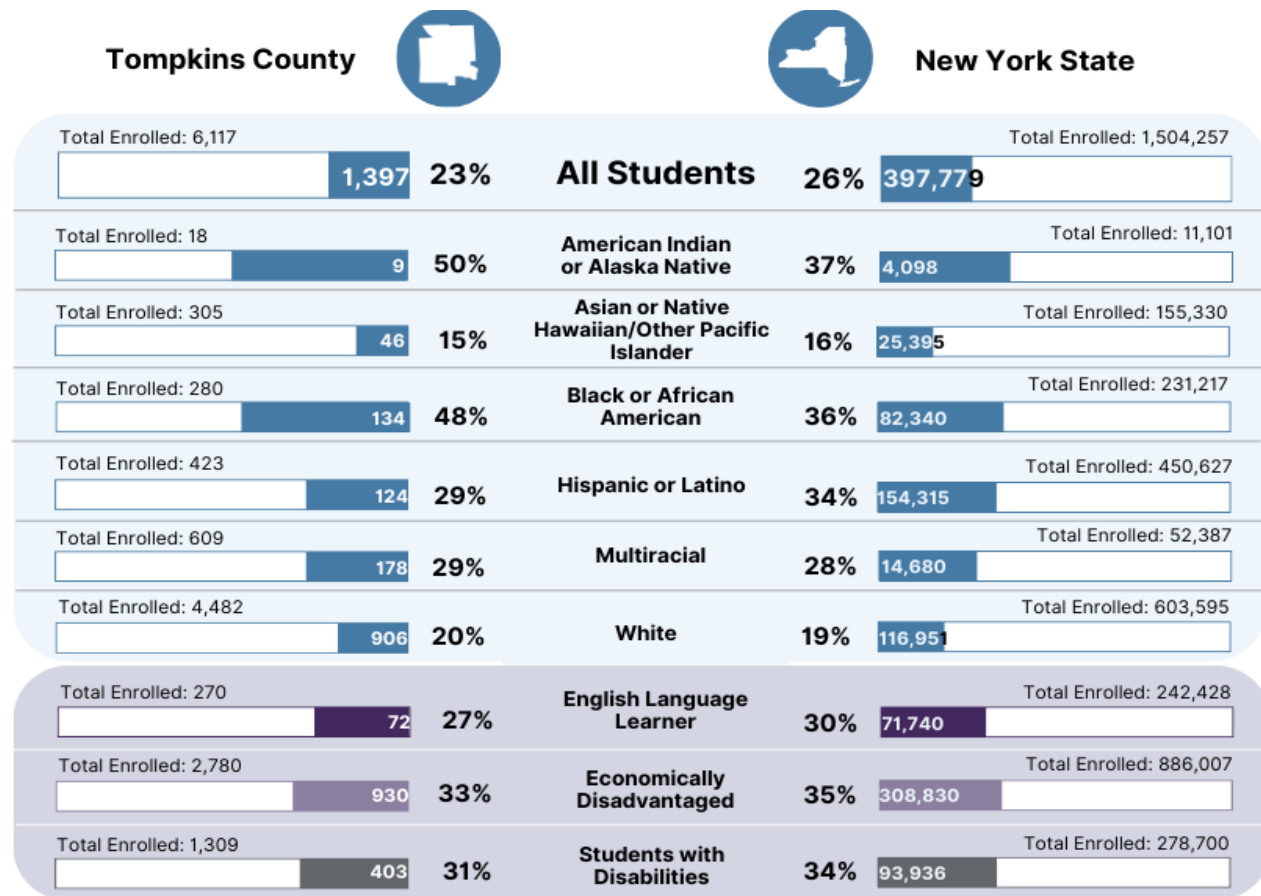
Footnote: An asterisk (*) indicates suppressed data or the absence of available data.



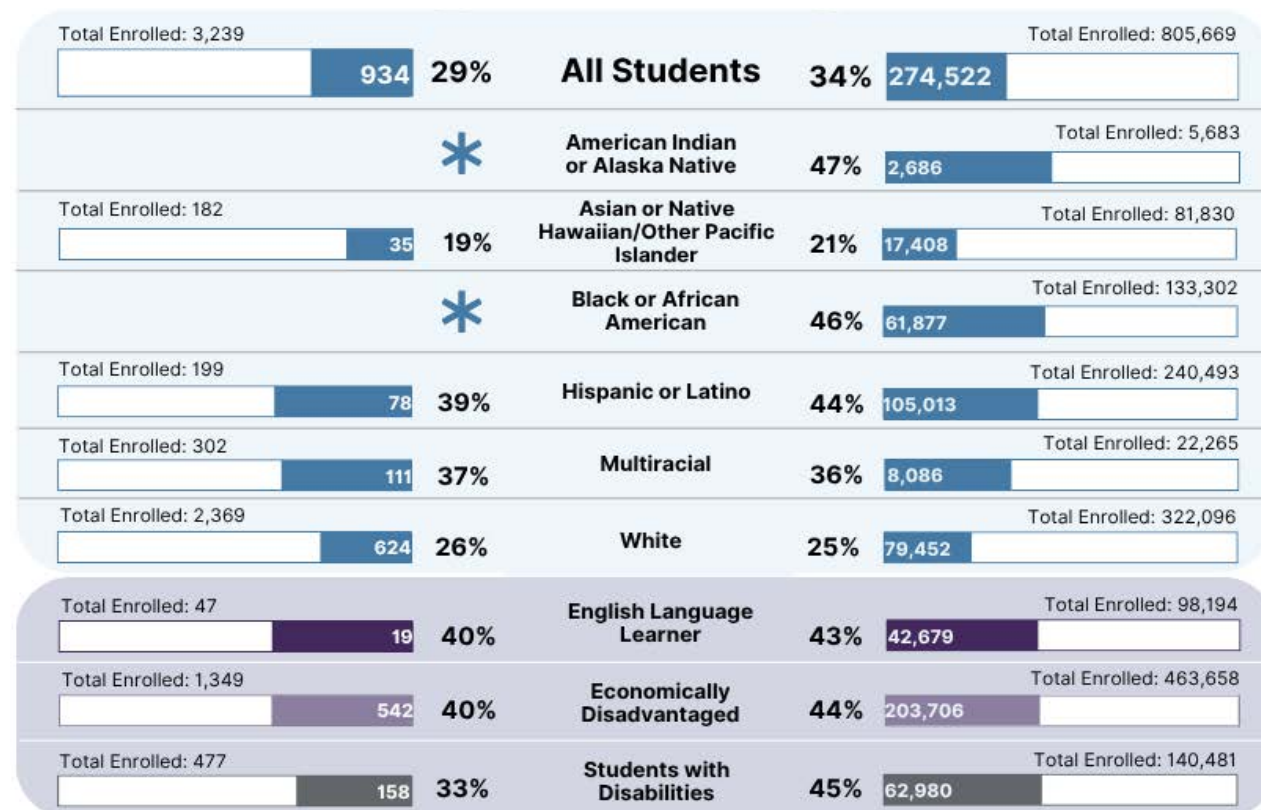
Council on Children
and Families

CHRONIC SCHOOL ABSENTEEISM (2022-2023)

ELEMENTARY/MIDDLE SCHOOL GRADES 1-8



HIGH SCHOOL GRADES 9-12



Data Source: New York State Education Department.

Numerator: Chronic absent count of students in grades 1-8 and chronic absent count of students in grades 9-12.

Denominator: Total students enrolled in grades 1-8 and total students enrolled in grades 9-12.

Footnote: An asterisk (*) indicates suppressed data or the absence of available data.

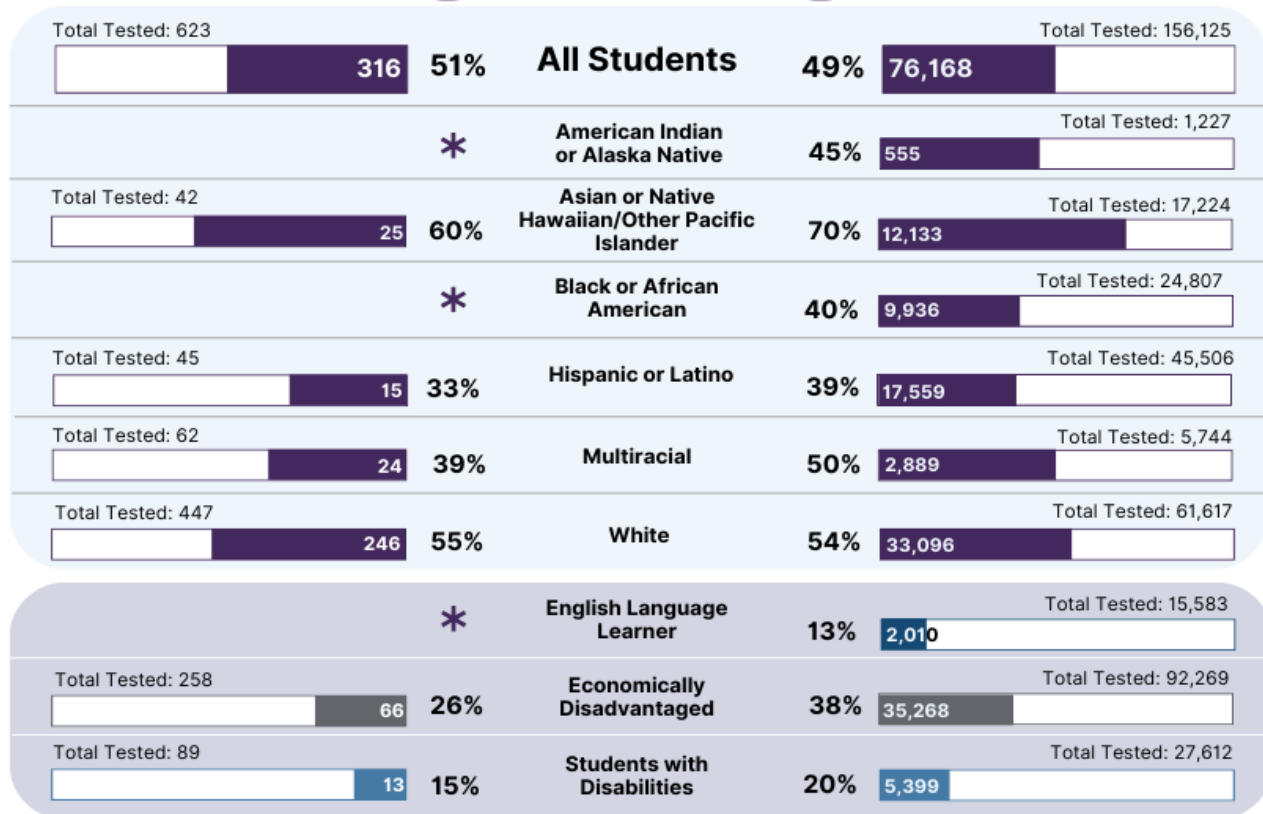
PROFICIENCY RATES (2022-2023)

4TH GRADE READING

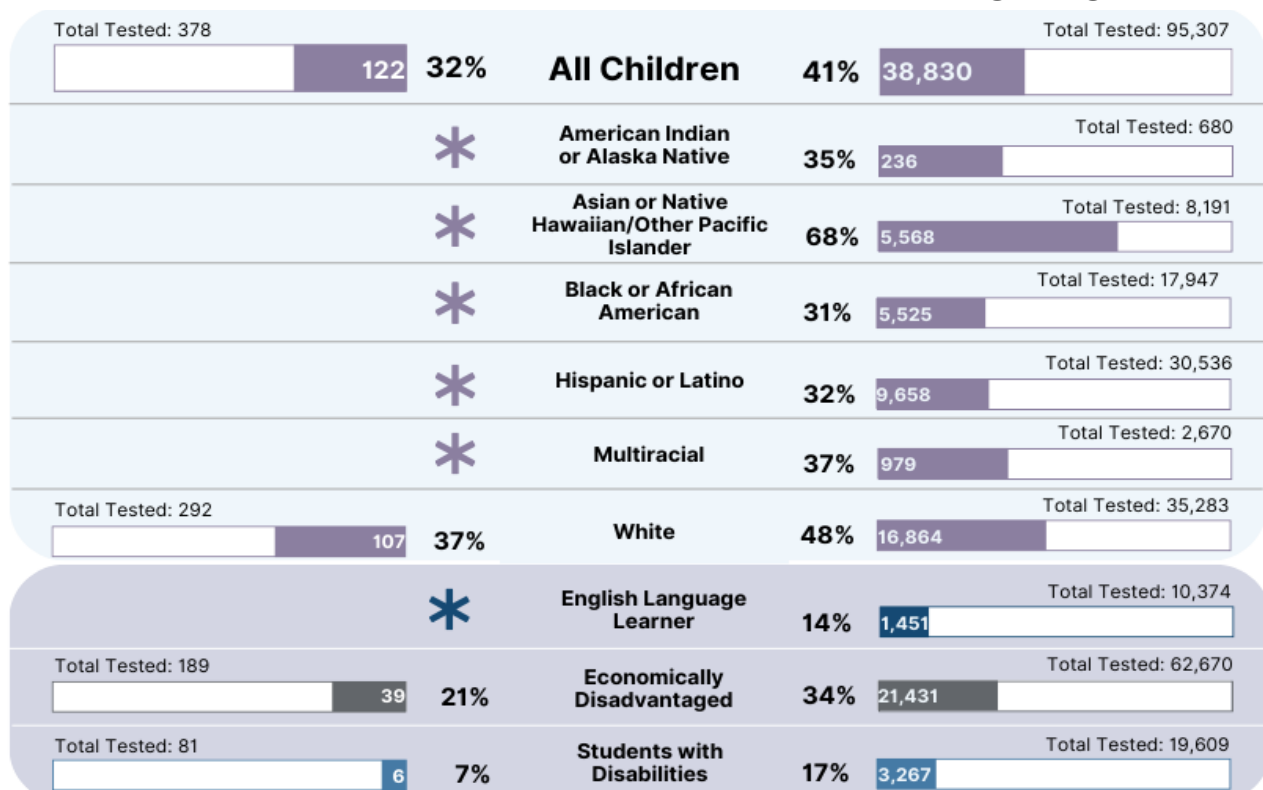
Tompkins County



New York State



8TH GRADE MATH



Data Source: New York State Education Department.

Numerator: Number of students scored at or above the proficient level in grade 4 Reading test and grade 8 Mathematics test.

Denominator: Total students in grade 4 who took the NAEP Reading test and total students in grade 8 who took the Mathematics test.

Footnote: An asterisk (*) indicates suppressed data or the absence of available data.

CHILD POPULATION DEMOGRAPHICS

Tompkins County



Total County Population: 88,751

New York State



Total State Population: 19,516,967

14,130 16%

All Children

21%

4,049,636

AGE DISTRIBUTION UNDER 18 (5-YEAR ESTIMATES 2022)

Total Under 18: 14,130

Total Under 18: 4,049,636

4,590 32%

Under Age 6

32%

1,308,805

4,515 32%

Age 6 to 11

33%

1,331,829

5,025 36%

Age 12 to 17

35%

1,409,002

RACE AND ETHNICITY UNDER 18 (5-YEAR ESTIMATES 2022)

Total Under 18: 14,130

Total Under 18: 4,049,636

25 0%

American Indian
or Alaska Native

1%

21,103

785 6%

Asian

8%

335,463

759 5%

Black or African
American

16%

641,753

*

Native Hawaiian

0%

1,366

135 1%

Some Other Race

11%

461,189

1,989 14%

Two or More
Races

11%

456,694

10,437 74%

White

53%

2,132,068

1,026 7%

Hispanic or Latino

25%

1,003,872

Data Source: U.S. Census Bureau, American Community Survey 5-Year Estimates 2022 Tables B17020

Footnote: An asterisk (*) indicates suppressed data or the absence of available data.



Council on Children
and Families