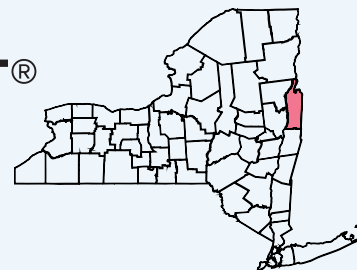


WASHINGTON COUNTY

NEW YORK STATE KIDS COUNT®

2024 County Snapshot

Examining child poverty, chronic school absence
and academic performance



CHILDREN WHO LIVE IN FAMILIES WITH INCOME BELOW FEDERAL POVERTY LEVEL (5-YEAR ESTIMATES 2022)


Washington County



New York State



Total Estimate: 10,840



All Children

18% 734,756

Total Estimate: 4,049,636

Total Estimate: 21




American Indian or Alaska Native

28% 6,007

Total Estimate: 21,103

Total Estimate: 25



Asian

16% 54,334

Total Estimate: 335,463



Black or African American

27% 175,740

Total Estimate: 641,753



Native Hawaiian

29% 401

Total Estimate: 1,366

Total Estimate: 219



Other Race

28% 131,165

Total Estimate: 461,189

Total Estimate: 622



Two or More Races

19% 85,698

Total Estimate: 456,694

Total Estimate: 9,853



White

13% 281,411

Total Estimate: 2,132,068

Total Estimate: 465



Hispanic

25% 254,831

Total Estimate: 1,003,872

Data Source: U.S. Census Bureau, American Community Survey 5-Year Estimates 2022 Tables B17020 A-I

Numerator: Estimated children aged 0-17 who live in families with income below poverty level in the past 12 months.

Denominator (Total Estimate): Estimated children aged 0-17.

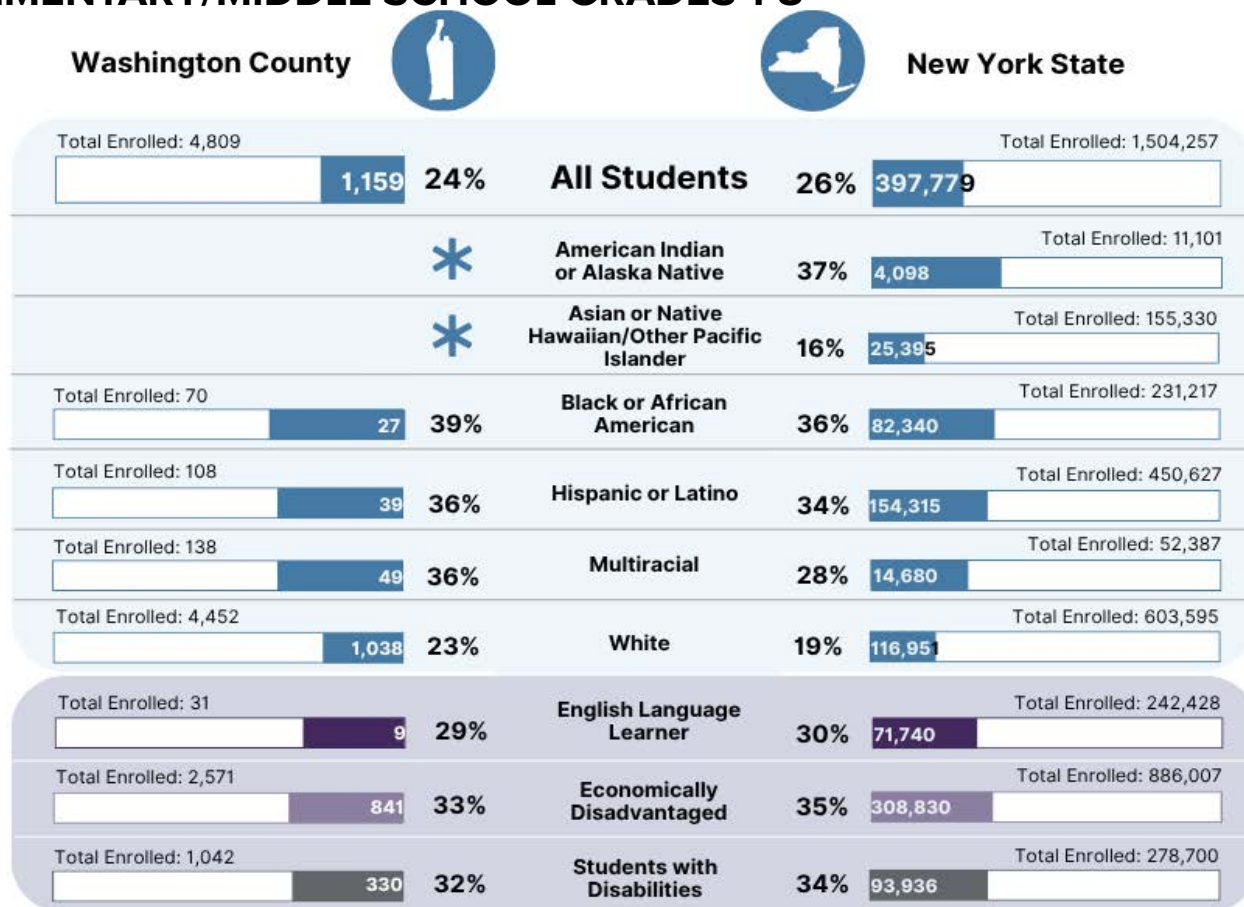
Footnote: An asterisk (*) indicates suppressed data or the absence of available data.



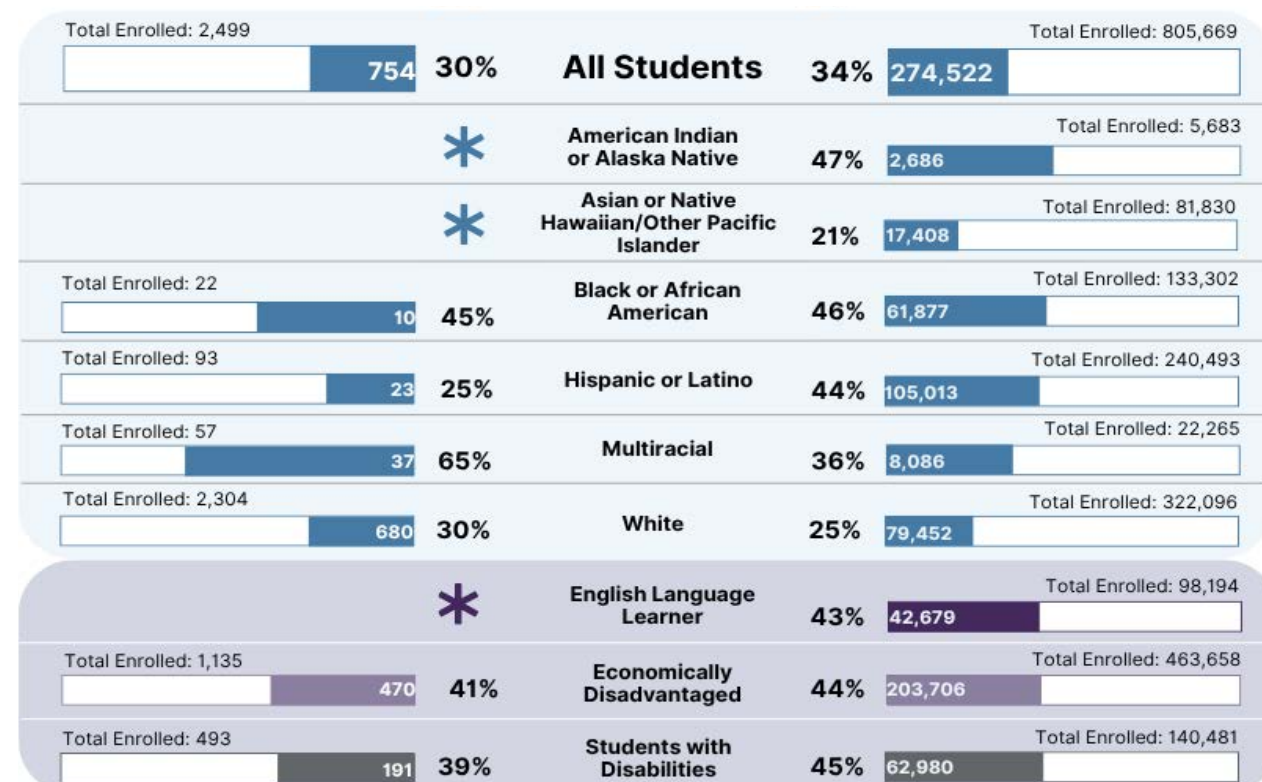
Council on Children
and Families

CHRONIC SCHOOL ABSENTEEISM (2022-2023)

ELEMENTARY/MIDDLE SCHOOL GRADES 1-8



HIGH SCHOOL GRADES 9-12



Data Source: New York State Education Department.

Numerator: Chronic absent count of students in grades 1-8 and chronic absent count of students in grades 9-12.

Denominator: Total students enrolled in grades 1-8 and total students enrolled in grades 9-12.

Footnote: An asterisk (*) indicates suppressed data or the absence of available data.

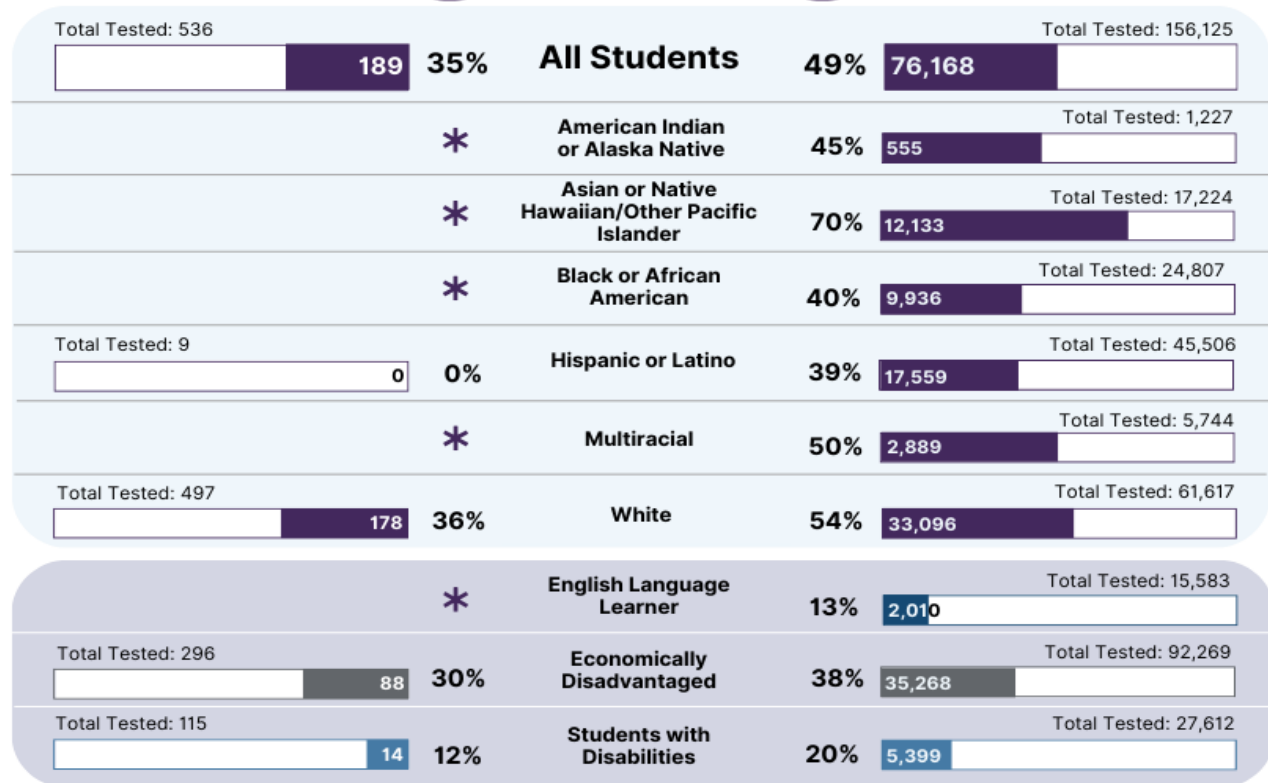
PROFICIENCY RATES (2022-2023)

4TH GRADE READING

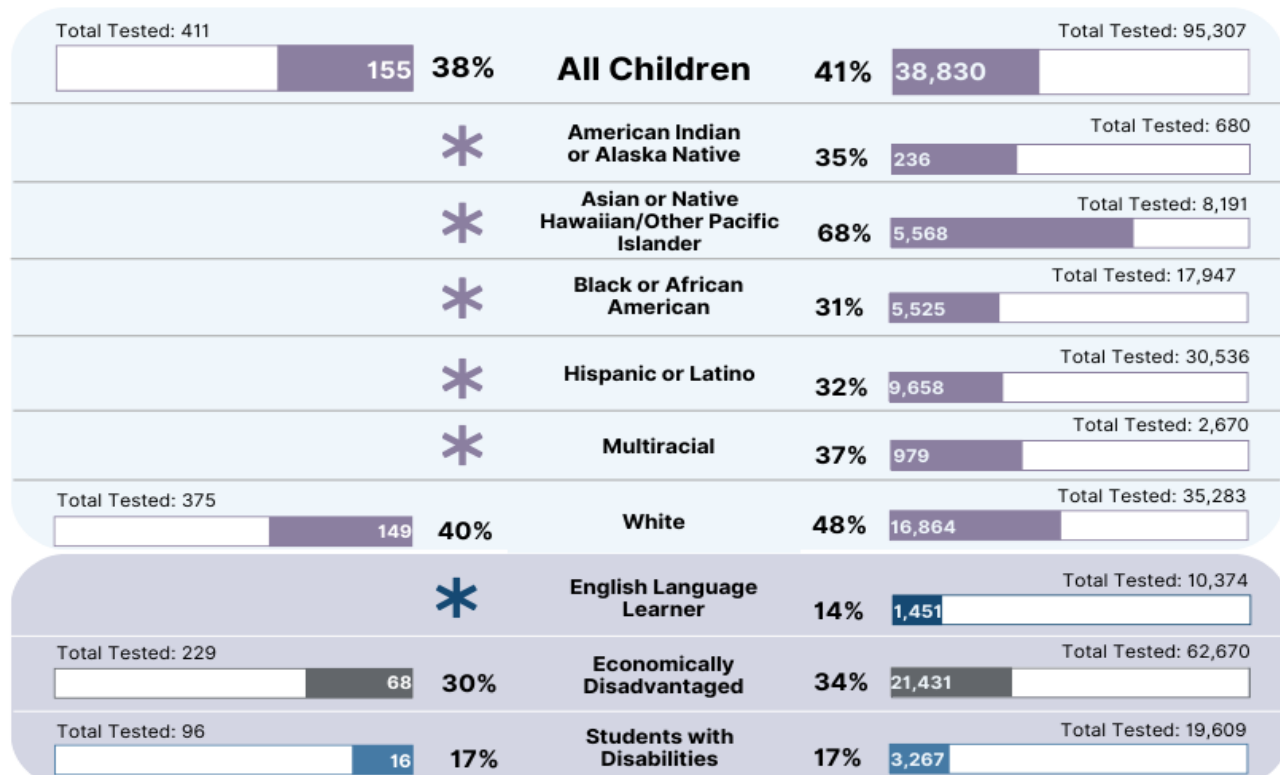
Washington County



New York State



8TH GRADE MATH



Data Source: New York State Education Department.

Numerator: Number of students scored at or above the proficient level in grade 4 Reading test and grade 8 Mathematics test.

Denominator: Total students in grade 4 who took the NAEP Reading test and total students in grade 8 who took the Mathematics test.

Footnote: An asterisk (*) indicates suppressed data or the absence of available data.

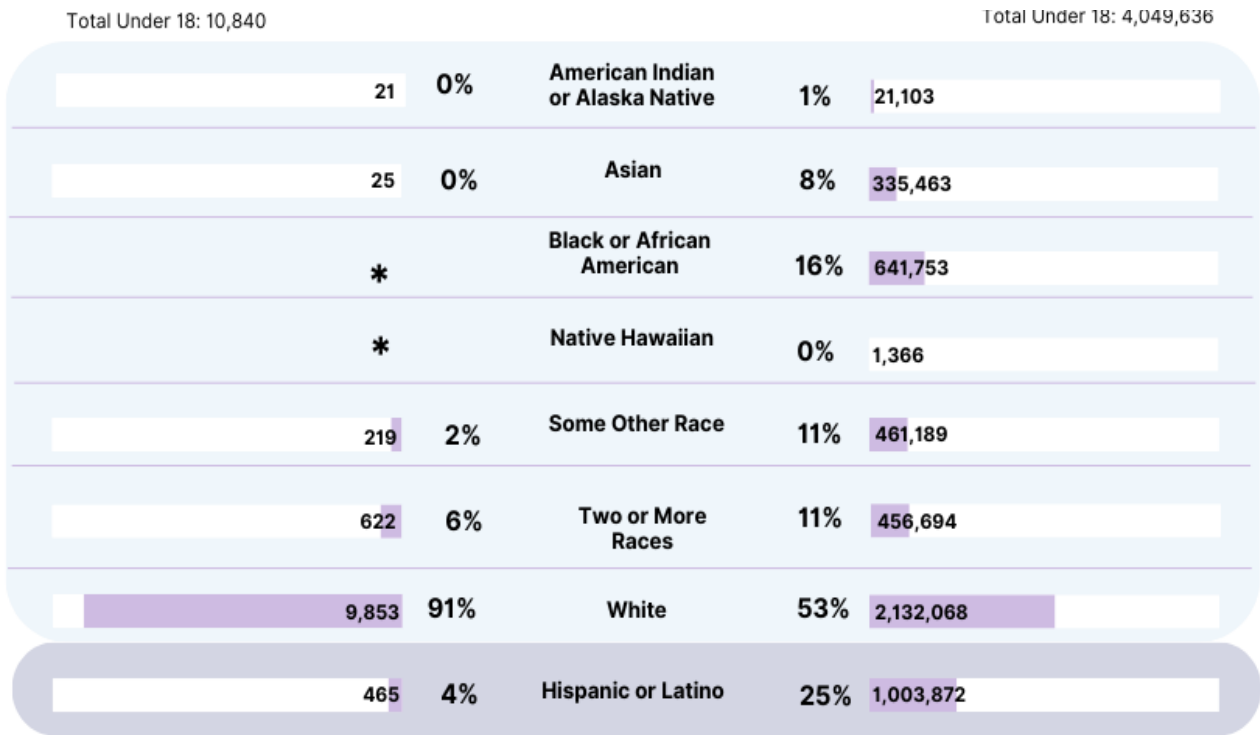
CHILD POPULATION DEMOGRAPHICS



AGE DISTRIBUTION UNDER 18 (5-YEAR ESTIMATES 2022)



RACE AND ETHNICITY UNDER 18 (5-YEAR ESTIMATES 2022)



Data Source: U.S. Census Bureau, American Community Survey 5-Year Estimates 2022 Tables B17020
Footnote: An asterisk (*) indicates suppressed data or the absence of available data.